

July 31, 2020

To Listing Department BSE Limited, Phiroze Jeejeebhoy Towers, Dalal Street, Fort, Mumbai - 400 001 Scrip Code: 539658	To Listing Department National Stock Exchange of India Limited, Exchange Plaza, 5th Floor, Plot no. C/1, G Block, Bandra Kurla Complex, Bandra (E), Mumbai - 400 051 Scrip Code: TEAMLEASE
---	---

Dear Sir/Madam,

- Sub:** Investor Presentation on Financial Results for Q1FY21 of TeamLease Services Limited (TeamLease/the Company)
Ref: Regulation 30 and Regulation 46 of the SEBI (Listing Obligations and Disclosure Requirements) (LODR) Regulations, 2015

In compliance with the provisions of Regulation 30 of the SEBI LODR Regulations, 2015 please find enclosed 'Investor Presentation Q1FY21' towards Financial Results update for Q1FY21 for TeamLease Services Limited.

Further, in compliance with the provisions of Regulation 46 of the SEBI LODR Regulations, 2015 we shall upload the above on our Company's website www.teamleasegroup.com for information of our shareholders/public.

This is in furtherance of our intimation dated July 23, 2020 pertaining to Conference Call with Investors on Q1FY21 Results.

Kindly take the above said information on record as per the requirement of SEBI LODR Regulations, 2015.

Thanking You.

Yours faithfully,

For **TeamLease Services Limited**



Alaka Chanda
Company Secretary and Compliance Officer
Encl: As above



PUTTING INDIA **BACK TO WORK**

BSE: 539658 | NSE: TEAMLEASE | ISIN: INE985S01024

www.teamleasegroup.com | Friday, July 31, 2020

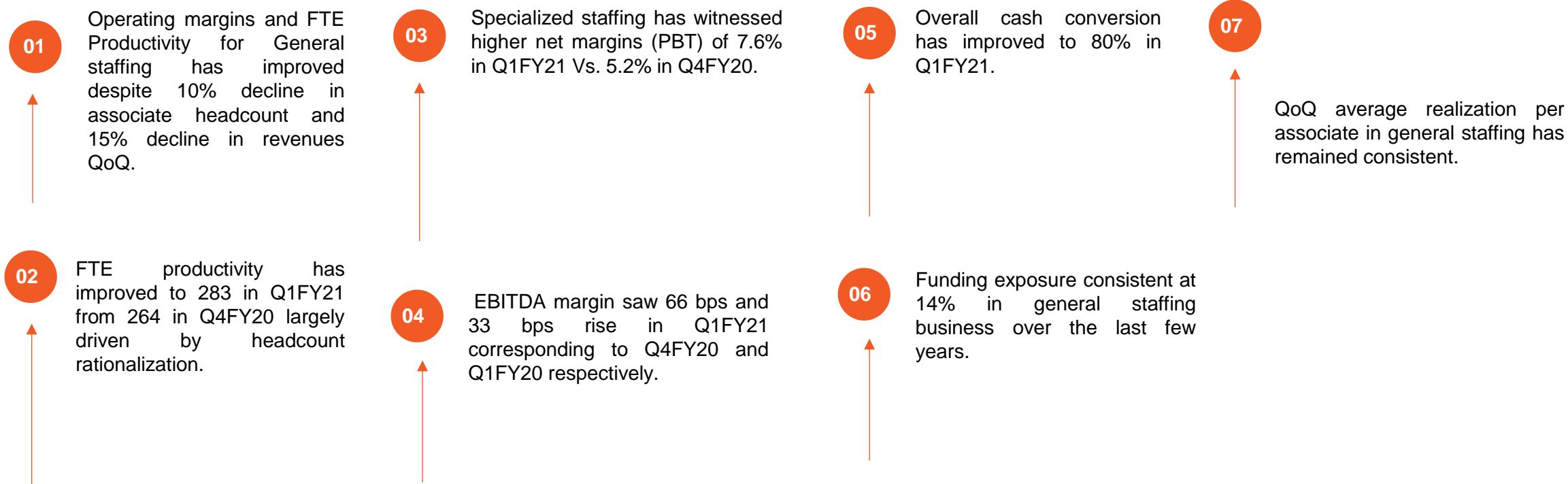


Investor Update

Q1 2020-21

Key Performance Highlights

June 30, 2020



Financial Performance

Consolidated Performance

*All Numbers are in ₹ Crores except for margins

Particulars	Q1FY21	Q1FY20	YoY Growth %	Q2FY20	QoQ Growth %	FY20
Total Revenue	1,140.5	1,254.7	-9%	1,345.0	-15%	5,231.6
Operating Revenue	1,136.4	1,251.2	-9%	1,330.3	-15%	5,200.7
EBITDA	24.3	22.7	7%	19.6	24%	93.0
EBITDA margin (%)	2.1%	1.8%		1.5%		1.8%
PBT	17.6	17.3	2%	22.4	-21%	83.0
PBT margin (%)	1.5%	1.4%		1.7%		1.6%
Net Profit (PAT)	17.1	18.8	-9%	-29.4	-158%	35.0
PAT margin (%)	1.5%	1.5%		-2.2%		0.7%
EPS (Basic and Diluted) - Rs.	10.0	11.0	-9%	-17.2	-158%	20.5

Standalone Performance

Particulars	Q1FY21	Q1FY20	YoY Growth %	Q4FY20	QoQ Growth %	FY20
Total Revenue	1,042.1	1,158.0	-10%	1,239.1	-16%	4,827.0
Operating Revenue	1,034.3	1,151.4	-10%	1,221.9	-15%	4,783.4
EBITDA	16.8	18.2	-8%	15.6	7%	74.8
EBITDA margin (%)	1.6%	1.6%		1.3%		1.6%
PBT	18.4	19.9	-8%	26.0	-29%	95.0
PBT margin (%)	1.8%	1.7%		2.1%		2.0%
Net Profit (PAT)	17.7	20.5	-14%	(28.7)	-162%	41.6
PAT margin (%)	1.7%	1.8%		-2.3%		0.9%
EPS (Basic and Diluted) - Rs.	10.4	12.0	-14%	-16.8	-162%	24.3

Consolidated Segment Results

**All Numbers are in ₹ Crores except for margins*

Particulars	Q1FY21	Q1FY20	YoY Growth %	Q4FY20	QoQ Growth %	FY20
Revenue:						
General Staffing & Allied Services	1,023.4	1,130.6	-9%	1,195.4	-14%	4,681.3
Specialised Staffing Services	100.9	98.2	3%	106.5	-5%	409.8
Other HR Services	12.2	22.4	-46%	28.4	-57%	109.7
EBITDA:						
General Staffing & Allied Services	20.6	23.4	-12%	26.5	-22%	90.4
Specialised Staffing Services	8.7	6.3	39%	6.5	34%	26.7
Other HR Services	(4.0)	(6.2)	-35%	(3.0)	-34%	(8.7)
EBITDA Margin						
General Staffing & Allied Services	2.0%	2.1%		2.2%		1.9%
Specialised Staffing Services	8.6%	6.4%		6.1%		6.5%
Other HR Services	-32.7%	-27.4%		-10.5%		-8.0%
Consolidated EBITDA Margin	2.1%	1.8%		1.5%		1.8%

Specialised Staffing - breakup

*All Numbers are in ₹ Crores except for margins

Particulars	Q1FY21	Q1FY20	YoY Growth %	Q4FY20	QoQ Growth %	FY20
Segmental Breakup:						
IT Staffing Revenue	49.1	55.3	-11%	52.0	-6%	217.2
IT Staffing EBITDA	6.0	4.9	22%	4.0	52%	19.4
IT Staffing EBITDA (%)	12.2%	8.9%		7.6%		8.9%
Telecom Staffing Revenue	38.4	42.9	-11%	41.2	-7%	172.0
Telecom Staffing EBITDA	0.84	1.4	-38%	1.2	-27%	4.8
Telecom Staffing EBITDA (%)	2.2%	3.2%		2.8%		2.8%
IT Staffing Infra Revenue	13.4	-	NC	13.3	NC	20.5
IT Staffing Infra EBITDA	1.9	-	NC	1.4	NC	2.5
IMSI Staffing EBITDA (%)	14.0%	-		10.6%		12.1%

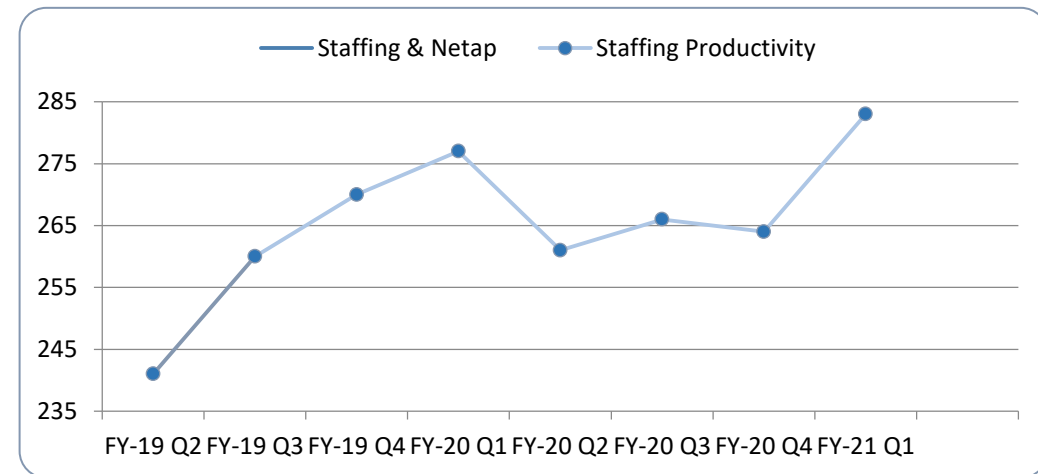
NC: Not comparable as IMSI was acquired effective November 12, 2019.

Headcount & Productivity

Quarter	General Staffing Associates	NETAP Trainees	IT Staffing	Telecom Staffing	IT Infra	Total Headcount
FY-19 Q2	1,45,145	48,725	1,961	4,104	-	199,935
FY-19 Q3	1,52,693	52,525	2,097	4,020	-	211,335
FY-19 Q4	1,54,095	56,169	2,115	3,832	-	216,211
FY-20 Q1	1,60,614	57,292	3,109	3,749	-	224,764
FY-20 Q2	1,65,029	51,341	3,055	3,494	-	222,919
FY-20 Q3	1,67,216	52,388	2,750	3,734	1,760	227,848
FY-20 Q4	1,61,365	50,620	2,680	3,707	1,838	220,210
FY-21 Q1	1,45,259	35,888	2,284	3,412	1,765	1,88,608

FTE Productivity

Quarter	Staffing & Netap	Staffing Core Employees	Staffing Productivity
FY-19 Q2	193870	806	241
FY-19 Q3	205218	788	260
FY-19 Q4	210264	780	270
FY-20 Q1	217906	787	277
FY-20 Q2	216370	829	261
FY-20 Q3	219604	826	266
FY-20 Q4	211985	804	264
FY-21 Q1	181147	639	283



Company Profile

TeamLease Services Limited established in 2002, is one of India's leading human resource service companies in the organized segment. A Fortune India 500 company listed on both NSE & BSE markets, TeamLease has hired 17 lakh people over the last 17 years and has open jobs every day across the country in 7,500+ locations. A one-stop provider of human resources services to various industries and diverse functional roles, offering staffing, payroll processing, recruitment, compliance and training services. TeamLease set in motion the larger company mission of 'Putting India to Work' by focusing on its vision of 3 E's – Employment (1.5 lakh+ associates), Employability (2 lakh+ students/trainees) and Ease-of-doing Business (1,000+ employers).

The Company in partnership with the Government of Gujarat, set up TeamLease Skills University (TLSU), India's first vocational university, at Vadodara. In FY2015, TeamLease rolled out NETAP (National Employability through Apprenticeship Program) to provide on-the-job training to apprentices.



Our Services



General Staffing



IT Staffing



Telecom Staffing



Hiring



Compliance and
Payroll Services



Apprenticeship
Program
(NETAP)



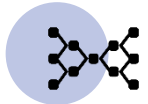
Learning Services



Skill
University

PUTTING INDIA BACK TO WORK

The current Covid-19 pandemic is changing the world of work. Employers are being reminded of the need to be more flexible, agile, and fluid. Most importantly, the planet undergoing a mandatory crash course in digital literacy will bring forward massive productivity gains. Within a month, 2020 has become 2030 in terms of digital learning, compliance, payments and e-commerce. In light of these massive changes, TeamLease has put together this webpage with guidance, POVs, value propositions and our capabilities that can help you in Putting India Back to Work. Visit URL <https://corporate.teamleasegroup.com/putting-india-back-to-work/> for more insight.



Supply Chain

India's Leading
 People Supply chain
 company in the organized
 Sector



Clients

3500+ Clients across
 the spectrum of business



Associates

Over 1.88 Lakhs
 associates/ trainees, making
 us one of the largest private
 sector employer



Presence

Delivering in over
7500+ locations
 across all 28 states

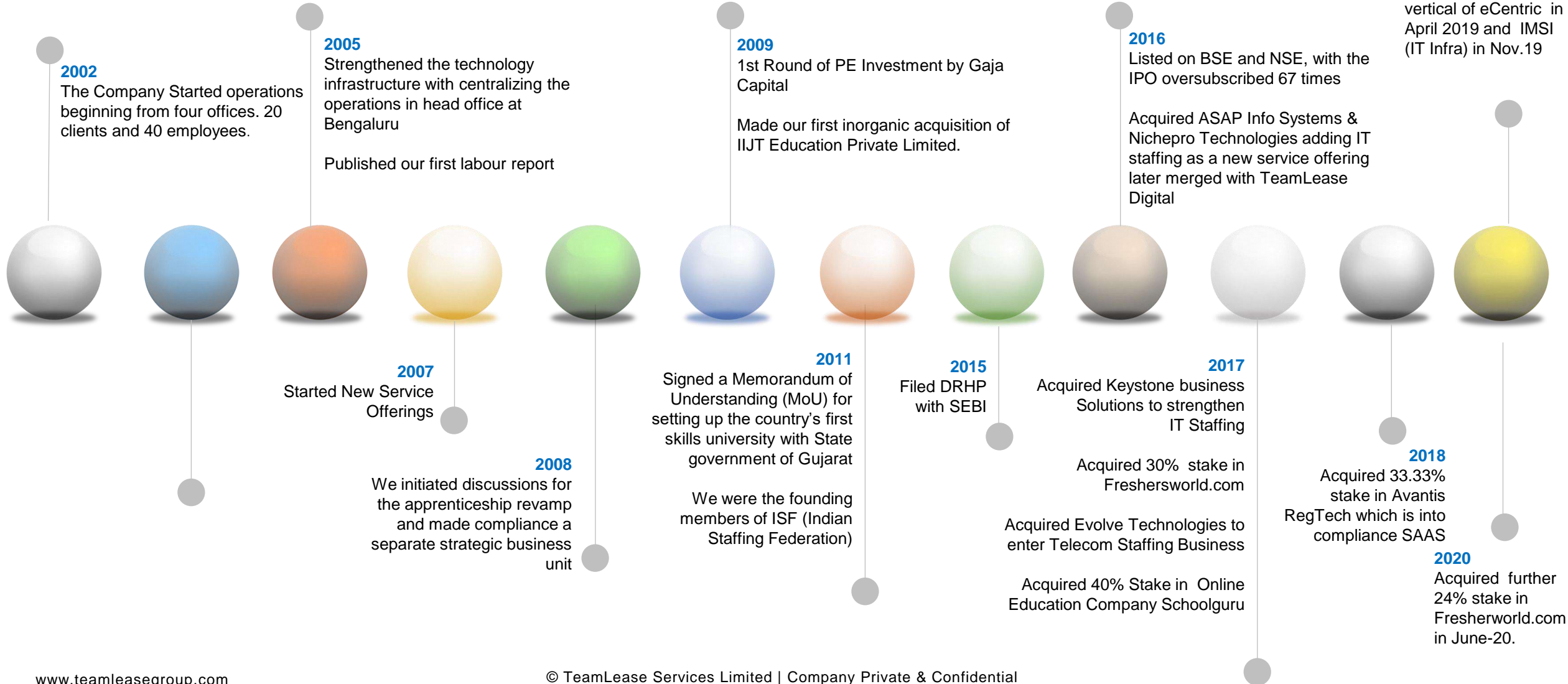


Revenue

FY20 Revenue
 grew by 17% YoY



The Journey Thus Far



Our Board of Directors



Manish Sabharwal
Executive Chairman



Ashok Reddy
Managing Director & CEO



V Raghunathan
Independent Director



Zarir Batliwala
Independent Director



Latika Pradhan
Independent Director



Narayan Ramachandran
Independent Director

Our Vision



Vision

Our Long term philosophy and goals are best reflected by our purpose of
“Putting India to Work”



Our contribution

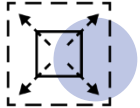
Our vision has been at the forefront of our existence, helping us employ, **“One Indian”** every 5 minutes over the past many years.



The Future that we see

Our goal is to become the largest Private sector employer of India, largest staffing company in the world by headcount.

Key Value Drivers



We are one of India's largest staffing companies, have a **6%** market share & 3500+ employers.

Scale

Productivity



Technology

The right know-how and data insights to help enhance operational efficiencies



Governance

Strict adherence to labour and corporate laws, backed by strong internal compliance

Compliance

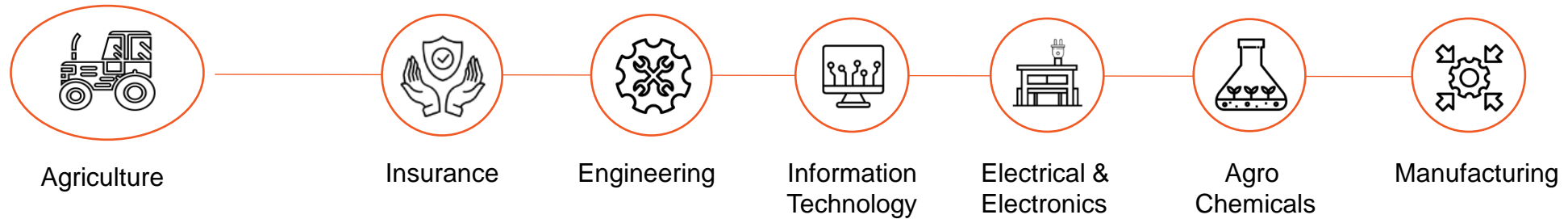
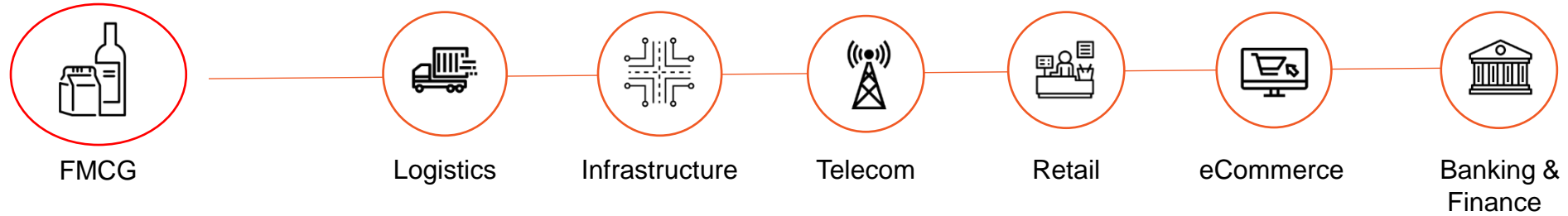
Reach



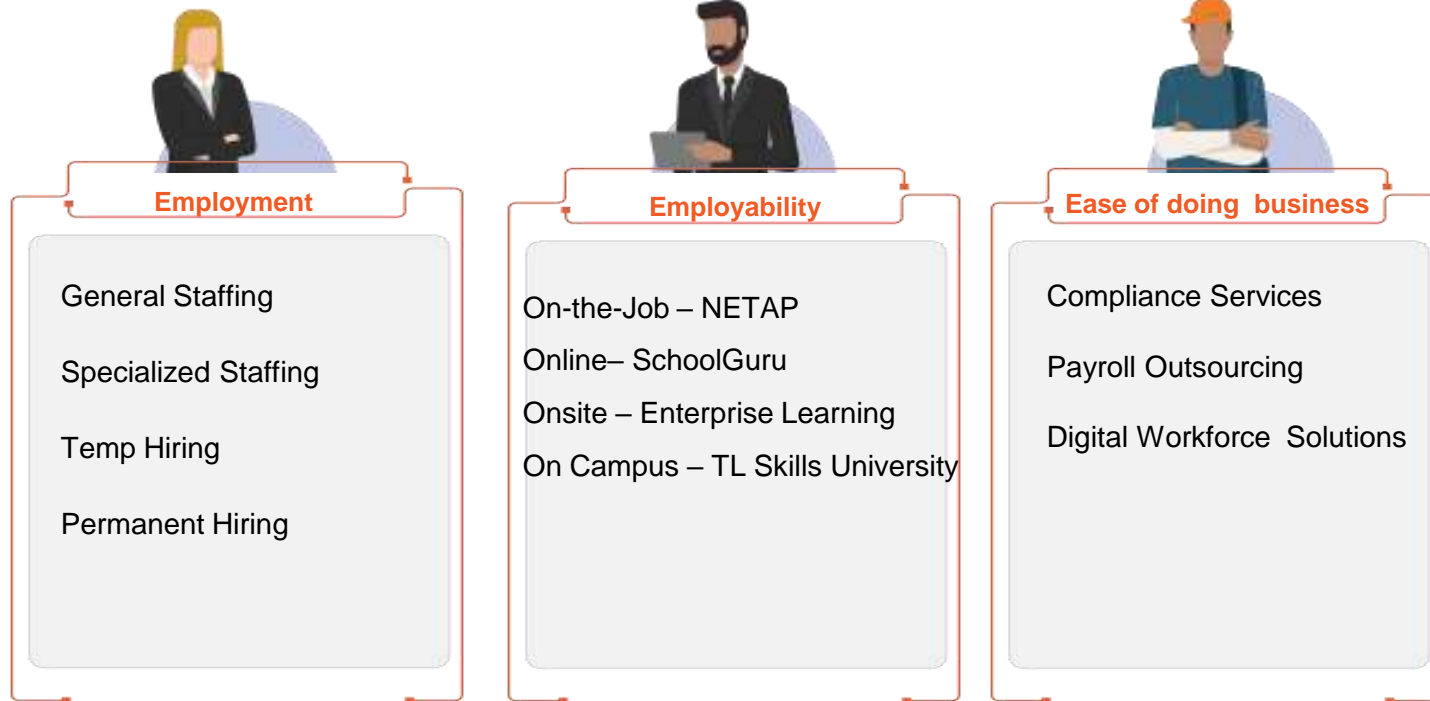
Presence

Pan India presence to scale our business with increasing trust and reliability

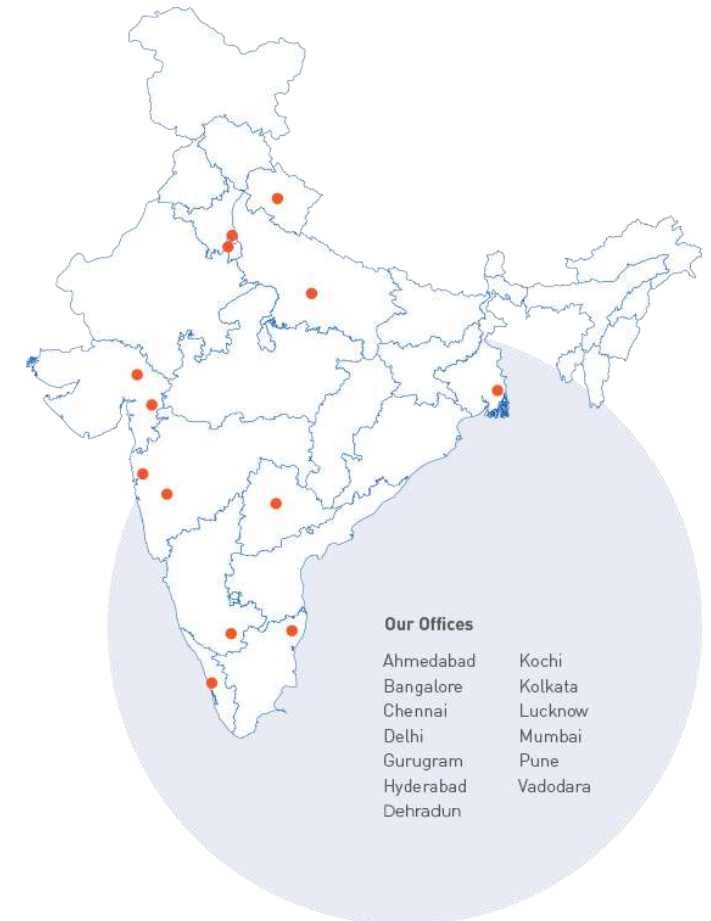
Cross Sector Services




Our Business Focus Areas



Our Presence




Our Strategy




Growth



**Margin
Expansion**



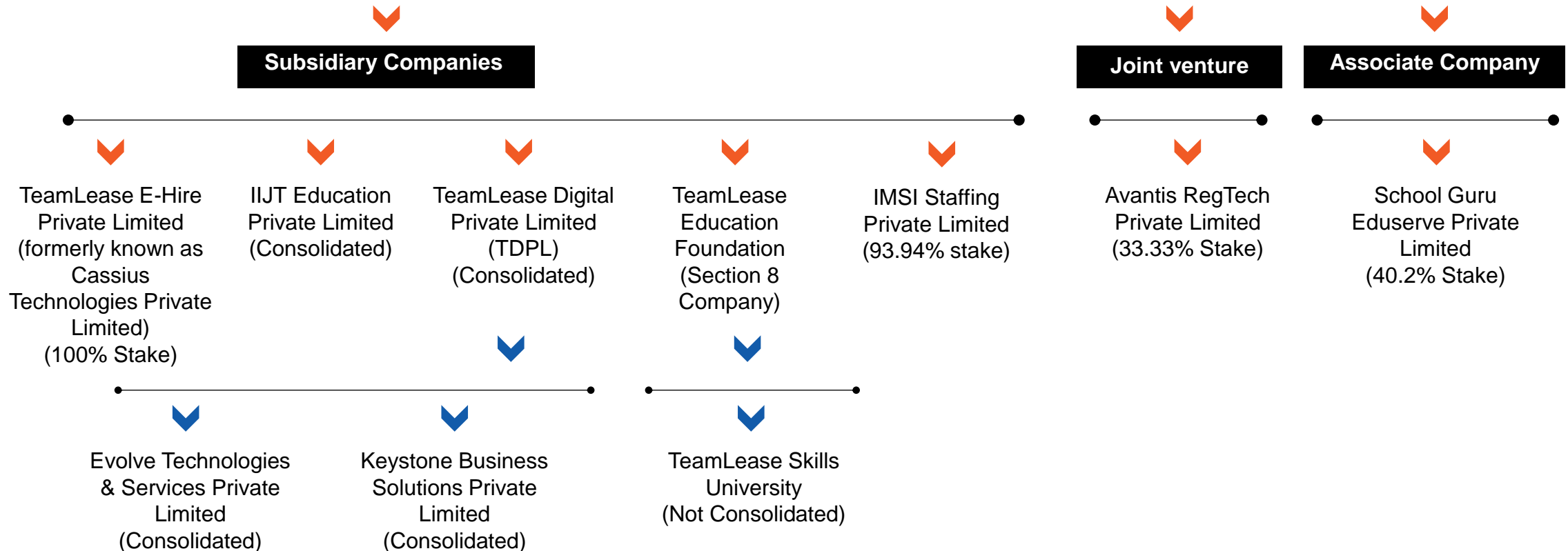
**Capital
Frugality**



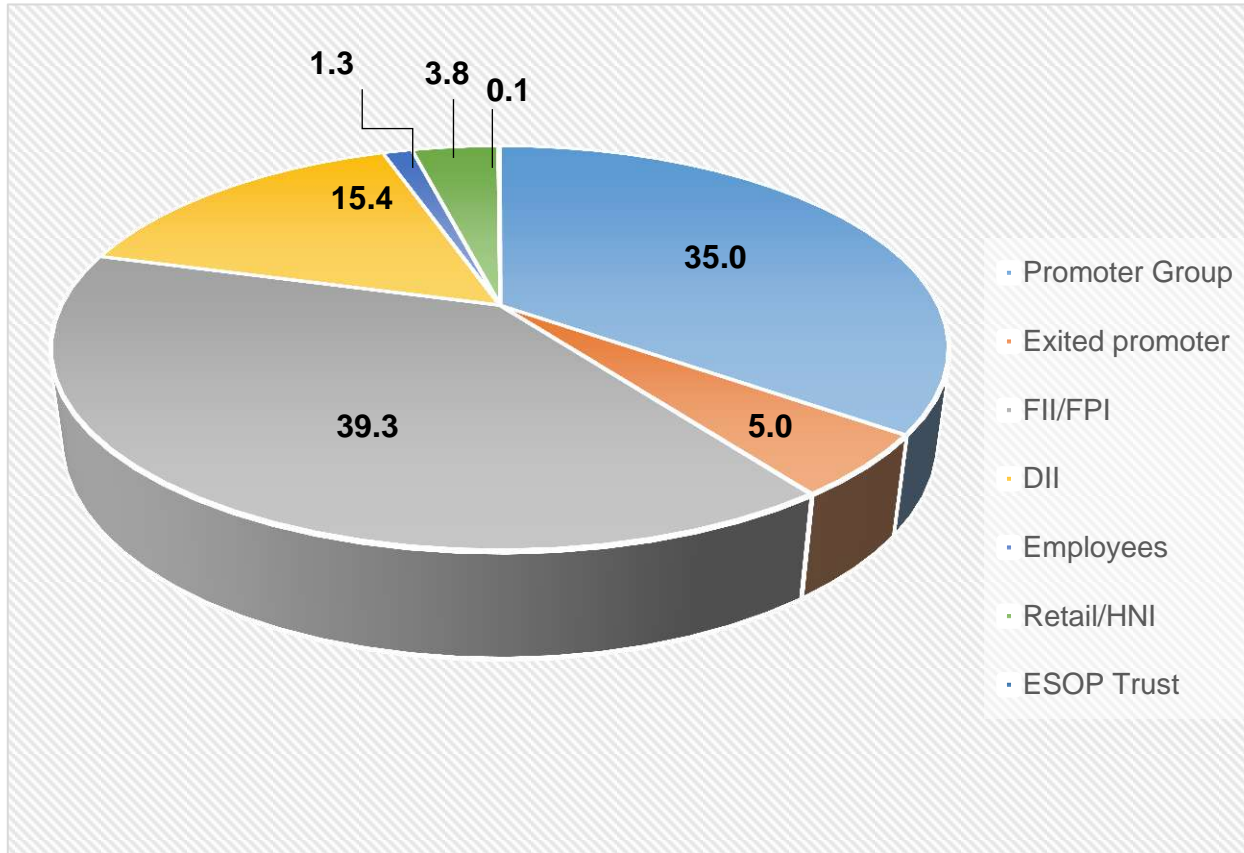
Governance

TeamLease Group Structure

TeamLease Services Limited



Shareholding Structure



Disclaimer

This presentation has been prepared by TeamLease Services Limited ("Company") solely for information purposes without any regard to any specific objectives, financial situations or informational needs of any particular person. This presentation may not be copied, distributed or disseminated, directly or indirectly, in any manner. Failure to comply with this directive may result in a violation of the applicable law in certain jurisdictions. By reviewing this presentation, you agree to be bound by the restrictions contained herein, and to maintain absolute confidentiality, regarding the information disclosed in these materials.

This presentation does not constitute or form part of and should not be construed as, directly or indirectly, any offer or invitation or inducement to sell or issue, or any solicitation of any offer to purchase or subscribe for, any securities of the Company by any person in any jurisdiction, including in India, nor shall it or any part of it or the fact of its distribution form the basis of, or be relied on in connection with, any investment decision or any contract or commitment therefor.

This presentation contains statements that constitute forward looking statements. These statements include descriptions regarding the intent, belief or current expectations of the Company or its directors and officers with respect to the results of operations and financial condition of the Company. These statements can be recognized by the use of words such as "expects", "plans", "will", "estimates", "projects", or other words of similar meaning. Such forward-looking statements are not guarantees of future performance and involve risks and uncertainties, and actual results may differ materially from those in such forward-looking statements as a result of various factors and assumptions which the Company believes to be reasonable in light of its operating experience in recent years. The risks and uncertainties relating to these statements include, but not limited to, risks and uncertainties, regarding fluctuations in earnings, our ability to manage growth, competition,, government policies, regulations, etc. The Company does not undertake any obligation to revise or update any forward looking statement that may be made from time to time by or on behalf of the Company including to reflect actual results, changes in assumptions or changes in factors affecting these statements. Given these risks, uncertainties and other factors, viewers of this presentation are cautioned not to place undue reliance on these forward looking statements

This presentation is not a complete description of the Company and may not be all inclusive and may not contain all of the information that you may consider material. The information contained in this presentation has not been independently verified. No representation, warranty, guarantee or undertaking, express or implied, is or will be made as to, and no reliance should be placed on, the accuracy, completeness, correctness or fairness of the information, estimates, projections and opinions contained in this presentation. Viewers of this presentation must make their own assessment of the relevance, accuracy and adequacy of the information contained in this presentation and must make such independent investigation as they may consider necessary or appropriate for such purpose. Such information and opinions are in all events not current after the date of this presentation. Further, past performance is not necessarily indicative of future results. Any opinions expressed in this presentation or the contents of this presentation are subject to change without notice. This presentation should not be construed as legal, tax, accounting, investment or other advice.

Any person placing reliance on the information contained in this presentation or any other communication by the Company does so at his or her own risk and none of the Company nor any of its affiliates, advisers or representatives, any placement agent, promoters or any other persons that may participate in any offering of any securities of the Company shall have any responsibility or liability whatsoever, whether arising in tort, contract or otherwise, for any errors, omissions, insufficiencies or inaccuracies in such information or opinions or for any loss, cost or damage suffered or incurred howsoever arising, directly or indirectly, from any use of this presentation or its contents or otherwise in connection with this presentation.

This presentation has not been and will not be registered as a prospectus with any Registrar of Companies in India. This presentation is not a prospectus, a statement in lieu of a prospectus, an offering circular, an advertisement, a private placement offer letter or an offer document under the Companies Act, 2013 and the rules made thereunder, the Securities and Exchange Board of India (Issue of Capital and Disclosure Requirements) Regulations, 2009, as amended, or any other applicable law.



THANK YOU

BSE: 539658 | NSE: TEAMLEASE | ISIN: INE985S01024

www.teamleasegroup.com | Friday, July 31, 2020