

November 10, 2016

BSE Limited, Phiroze Jeejeebhoy Towers, Dalal Street, Fort, Mumbai 400 001	National Stock Exchange of India Limited, Exchange Plaza, 5 th Floor, Plot no. C/1, G Block, Bandra Kurla Complex, Bandra(E), Mumbai - 400 051
Scrip Code: 539658	Scrip Code: TEAMLEASE

Sub: Intimation of Outcome of Board Meeting – Financial Results for Q2FY17

Dear Sir/Madam,

In compliance with the provisions of Regulation 33 of the SEBI (Listing Obligations and Disclosure Requirements) Regulations, 2015, we hereby inform you that the Board of Directors at its meeting held on 10th November, 2016 which commenced at 12:00 noon and concluded at 5:00 pm, has approved the following:

1. Unaudited Financial Results of the Company for the quarter and 6 months ended 30th September 2016 both Standalone and Consolidated.
2. Limited Review Report on the above results for the quarter ended 30th September 2016 from our Statutory Auditors M/s Price Waterhouse & Co Bangalore LLP, Chartered Accountants.
3. A copy of the Press Release being issued in respect of aforesaid financial results.

This is for your information and records.

Thanking You.

Yours faithfully,

For **TeamLease Services Limited**



Mruthunjaya Murthy
Company Secretary



Price Waterhouse & Co Bangalore LLP

Chartered Accountants

The Board of Directors
TeamLease Services Limited
6th Floor, BMTC Commercial Complex,
80 Feet Road, Koramangala,
Bengaluru, Karnataka - 560095

1. We have reviewed the consolidated unaudited financial results of TeamLease Services Limited (the "Company"), and its subsidiaries (hereinafter referred to as the "Group") (refer Note 3 on the Statement) for the quarter ended September 30, 2016 which are included in the accompanying 'Statement of Consolidated Unaudited Financial Results for the quarter and 6 months ended September 30, 2016' and the consolidated unaudited statement of assets and liabilities as on that date (the "Statement"). The Statement has been prepared by the Company's Management pursuant to Regulation 33 of the SEBI (Listing Obligations and Disclosure Requirements) Regulations, 2015 (the "Listing Regulations, 2015"), which has been initialled by us for identification purposes. The Statement is the responsibility of the Company's Management and has been approved by its Board of Directors. Our responsibility is to issue a report on the Statement based on our review.
2. We conducted our review in accordance with the Standard on Review Engagement (SRE) 2410, "Review of Interim Financial Information Performed by the Independent Auditor of the Entity" issued by the Institute of Chartered Accountants of India. This Standard requires that we plan and perform the review to obtain moderate assurance as to whether the Statement is free of material misstatement.
3. A review is limited primarily to inquiries of group personnel and analytical procedures applied to group's financial data and thus provides less assurance than an audit. We have not performed an audit and, accordingly, we do not express an audit opinion.
4. We did not review the financial results of two subsidiaries considered in the preparation of the Statement and which constitute total assets of Rs 4,576.42 lacs and net assets of Rs 3,313.23 lacs as at September 30, 2016, total revenue of Rs. 522.56 lacs and net profit of Rs 50.28 lacs for the periods then ended. These financial results and other financial information for two subsidiaries have been reviewed by other auditor whose reports have been furnished to us, and our conclusion on the Statement insofar as it relates to the amounts and disclosures included in respect of these subsidiaries, to the extent they have been derived from such financial result is based solely on the reports of such other auditor.
5. We did not review the financial results of two subsidiaries considered in the preparation of the Statement and which constitute total assets of Rs 282.78 lacs and net assets of Rs 255.29 lacs as at September 30, 2016, total revenue of Rs. 21 lacs and net profit of Rs 14.70 lacs for the quarter then ended. These financial results have been furnished to us by the Management, and our conclusion on the Statement insofar as it relates to the amounts and disclosures included in respect of these subsidiaries, is based solely on such financial results.
6. Based on our review conducted as above, nothing has come to our attention that causes us to believe that the Statement has not been prepared in all material respects in accordance with the applicable Accounting Standards prescribed under Section 133 of the Companies Act, 2013 read with Rule 7 of the Companies (Accounts) Rules, 2014 and other recognised accounting practices and policies, and has not disclosed the information required to be disclosed in terms of Regulation 33 of the Listing Regulations, 2015 including the manner in which it is to be disclosed, or that it contains any material misstatement.



Price Waterhouse & Co Bangalore LLP, 252, Veer Savarkar Marg, Shivaji Park, Dadar (West)
Mumbai - 400 028
T: +91 (22) 66691500, F: +91 (22) 66547804 / 07

Registered office and Head office: 5th Floor, Tower D, The Millenia, 1 & 2 Murphy Road, Ulsoor, Bangalore - 560 008

Price Waterhouse & Co Bangalore LLP (LLP IN: AAC-6284) is registered as a Limited Liability Partnership (LLP). Price Waterhouse & Co., Bangalore has converted from partnership firm to an LLP effective August 25, 2014. Its registration number with ICAI after said conversion as LLP is 007567S/S200012 (registration number before conversion was 007567S)

Price Waterhouse & Co Bangalore LLP

Chartered Accountants

Page 2 of 2

7. We have not reviewed the figures for the corresponding quarter ended September 30, 2015 and accordingly, we do not express any conclusion on the results and assets and liabilities in the Statement for the said quarter. These figures have been furnished by the Management. Our conclusion is not qualified in respect of this matter.

For Price Waterhouse & Co Bangalore LLP
Firm Registration Number: 007567S/S-200012
Chartered Accountants

Partha Ghosh

Partha Ghosh
Partner
Membership Number 055913

Mumbai
November 10, 2016

TEAMLEASE SERVICES LIMITED

Regd. Off: Office No. 6, 3rd Floor, C Wing Laxmi Towers, Bandra Kurla Complex, Bandra (E) Mumbai - 400051
CIN : U74140MH2000PLC124003 E-MAIL : corporateaffairs@teamlease.com WEBSITE : www.teamlease.com
Statement of Consolidated Unaudited Financial Results for the Quarter and 6 Months Ended September 30, 2016

Sr. No.	PART 1 Particulars	(Rs. In lakhs except per share data)					
		3-Months Ended 30/09/2016	Preceding 3- Months Ended 30/06/2016	Corresponding 3-Months Ended 30/09/2015	6-Months Ended 30/09/2016	Corresponding 6-Months Ended 30/09/2015	Year Ended 31/03/2016
		Unaudited	Unaudited	Unaudited	Unaudited	Audited	Audited
1	Income from Operations						
	a) Income from Operations (Net of service tax)	70,867.11	67,515.87	63,526.60	1,38,382.99	1,19,457.61	2,46,818.70
	b) Other Operating Income	1,390.25	1,260.31	799.38	2,650.56	1,506.90	3,673.15
	Total Income from operations (net)	72,257.37	68,776.18	64,325.98	1,41,033.55	1,20,964.51	2,50,491.85
2	Expenses						
	a) Employee benefits expense	70,059.54	66,820.46	62,644.99	1,36,880.00	1,17,918.96	2,43,908.98
	b) Depreciation and amortisation expense	99.85	99.10	45.77	198.95	90.45	300.77
	c) Other Expenses	1,337.11	1,335.29	977.15	2,672.40	1,916.72	4,004.78
	Total Expenses	71,496.50	68,254.85	63,667.91	1,39,751.35	1,19,926.13	2,48,214.53
3	Profit from Operations before other income and finance costs (1 - 2)	760.87	521.33	658.07	1,282.20	1,038.38	2,277.32
4	Other Income	698.22	605.23	242.83	1,303.46	614.72	1,544.03
5	Profit from ordinary activities before finance costs (3 + 4)	1,459.09	1,126.56	900.90	2,585.66	1,653.09	3,821.35
6	Finance Costs	31.88	21.58	12.02	53.47	17.60	39.21
7	Profit from ordinary activities before tax (5 - 6)	1,427.21	1,104.98	888.88	2,532.19	1,635.49	3,782.14
8	Tax Expense (Refer Note 5)	524.30	368.92	316.90	893.22	567.50	1,302.24
9	Net Profit for the quarter(s) / year (7 - 8)	902.91	736.06	571.98	1,638.97	1,067.99	2,479.90
10	Paid-up Equity Share Capital (Face Value of Rs. 10 each)	1,709.68	1,709.68	1,533.21	1,709.68	1,533.21	1,709.68
11	Reserves excluding revaluation reserves as per balance sheet of previous accounting year						29,448.11
12	Earnings Per Share ("EPS") before and after extraordinary item of Rs. 10 each fully paid up (not annualised)						
	(a) Basic EPS (Rs.)	5.28	4.31	3.73	9.59	6.97	15.92
	(b) Diluted EPS (Rs.)	5.28	4.31	3.73	9.59	6.97	15.92

Notes:

1 In terms of Regulation 33 of the SEBI (Listing Obligations and Disclosure Requirements) Regulations, 2015, the Statement of Consolidated Unaudited Financial Results for the quarter and 6 months ended September 30, 2016 and the Consolidated Unaudited Statement of assets and liabilities as at September 30, 2016 of TeamLease Services Limited (the "Company") have been reviewed by the Audit Committee and approved by the Board of Directors (the "Board") at the respective meetings held on November 10, 2016. The Statement of Consolidated Unaudited Financial Results for the quarter ended September 30, 2016 and the Consolidated Unaudited Statement of assets and liabilities as at September 30, 2016 are subjected to limited review by the Statutory Auditors of the Company. The figures for the quarter ended September 30, 2015 have not been subjected to review or audit by the Statutory Auditors of the Company.

2 During the quarter ended March 31, 2016, the Company got listed pursuant to the Initial Public Offering ("IPO"), in which 49,84,438 equity shares of Rs. 10 each were allotted at a price of Rs. 850 per equity share consisting of fresh issue of 17,64,705 equity shares and offer for sale of 32,19,733 equity shares by the selling shareholders. The equity shares of the Company were listed on the BSE Limited ("BSE") and National Stock Exchange of India Limited ("NSE") w.e.f. February 12, 2016.

Details of utilisation of IPO Proceeds as reviewed by the Audit Committee in its meeting held on November 10, 2016 are as follows:

Particulars	(Rs. in lakhs)
Issue Proceeds	14,999.99
Less: Issue Expenses	1,219.71
Net Proceeds of IPO	13,780.29
Amount utilised for the specified purposes	6,245.24
Funds to be utilised (remain invested in current account and fixed deposits with banks)	7,535.05

3 The consolidated unaudited financial results and the Consolidated Unaudited Statement of assets and liabilities of the Company includes the unaudited financial results and the unaudited statement of assets and liabilities of IJT Education Private Limited, India Tourism and Hospitality Services Private Limited, TeamLease Staffing Services Private Limited and ASAP Info Systems Private Limited (Refer Note 4 below). TeamLease Education Foundation and National Employability Apprenticeship Services, being Section 8 companies, have not been consolidated in the above consolidated unaudited financial results and the consolidated unaudited statement of assets and liabilities.

4 During the quarter ended September 30, 2016, the Company incorporated a wholly owned subsidiary ("WOS") in the name of TeamLease Staffing Services Private Limited ("TSSPL"). The WOS got Certificate of Incorporation on July 04, 2016. Through this WOS, the Company acquired ASAP Info Systems Private Limited ("ASAP"), a company incorporated under Companies Act, 1956 w.e.f. September 01, 2016 at an agreed consideration of Rs. 6700.00 lakhs. This includes contingent consideration up to Rs. 1005.00 lakhs depending upon the performance of ASAP and the same will be accounted for at the time of certainty of the amount. This has resulted in to Goodwill on Consolidation of Rs. 5366.24 lakhs.

Further, TSSPL signed a definitive agreement on September 20, 2016 to acquire Nichepro Technologies Private Limited ("Nichepro"), a company incorporated under Companies Act, 1956. The control of Nichepro got transferred on completion of transaction on October 01, 2016. The details in respect of the acquisitions have been filed with the Stock Exchanges, where the shares of the Company are listed and the same is also available on the Company's website (www.teamlease.com).

5 During the previous year ended March 31, 2016, the Company had adjusted share issue expenses with the securities premium account. During the quarter ended September 30, 2016, deferred tax asset of Rs. 336.71 lakhs related to share issue expenses has been recognized and adjusted with the securities premium account which is pertaining to previous year. Accordingly, tax expense includes adjustments on account of current income tax reversal and corresponding deferred tax charge for previous year of Rs. 67.34 lakhs (Net impact is Rs. NIL).

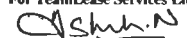
6 During the quarter ended September 30, 2016, no further options have been granted, exercised, forfeited or vested under the scheme TeamLease Employee Stock Option Plan 2015.

7 The Company does not have any exceptional or extraordinary item to report for the above periods.

8 The figures for the quarter(s)/period(s) have been regrouped/rearranged, wherever necessary, to make them comparable.

9 The above financial results of the Company are available on the Company's website (www.teamlease.com) and also on the website of BSE (www.bseindia.com) and NSE (www.nseindia.com), where the shares of the Company are listed.

For and on behalf of the Board
For TeamLease Services Limited


Ashok Kumar Nedurumalli
Managing Director
DIN : 00151814

Date: November 10, 2016
Place: Bengaluru



TEAMLEASE SERVICES LIMITED

Regd. Off: Office No. 6, 3rd Floor, C Wing Laxmi Towers, Bandra Kurla Complex, Bandra (E) Mumbai - 400051
CIN : U74140MH2000PLC124003 E-MAIL : corporateaffairs@teamlease.com WEBSITE : www.teamlease.com

Consolidated Segment-wise Revenue, Results and Capital Employed

Primary Segment (Business Segment)

The Company is primarily engaged in the business of providing manpower services. The Company had earlier disclosed reportable segments as "Staffing Operations", "Recruitment Operations" and "Training Operations" for the year ended March 31, 2016. With effect from April 01, 2016, based on the risk, rewards and nature, the Company has revised the business segments into the following broad categories, which in context of Accounting Standard 17 on 'Segment Reporting' constitute reportable segments. During the quarter ended September 30, 2016, the Company entered into the IT Staffing vertical through its subsidiaries which is identified by the management as a separate business segment as "IT Staffing Services".

Staffing and Allied Services - Comprises of Staffing Operations, Temporary Recruitment and Payroll & NETAPP.

Other HR Services - Comprises of Permanent Recruitment, Regulatory Compliance and Training Operations.

IT Staffing Services - Comprises of IT Staffing Operations.


Accordingly, based on the current reportable segments considered for the quarter/period ended September 30, 2016, the Company has revisited its revenue, results and capital employed to the above mentioned segments, having regard to the nature of such items. Consequently, previous year's and quarter's/period's figures have been reclassified to conform to the current reportable segments of the Company.

(Rs. In lakhs)

Sr. No.	Particulars	3-Months Ended	Preceding 3-	Corresponding 3-	6-Months Ended	Corresponding 6-	Year Ended
		30/09/2016	Months Ended	Months Ended	30/09/2016	Months Ended	31/03/2016
		Unaudited	Unaudited	Unaudited	Unaudited	Audited	Audited
1	Revenue by Business Segment :						
	Staffing and Allied Services	70,641.59	67,820.00	63,606.20	1,38,461.59	1,19,650.91	2,47,577.65
	IT Staffing Services	522.56	-	-	522.56	-	-
	Other HR Services	1,093.22	956.18	719.78	2,049.40	1,313.60	2,914.20
	Unallocated	-	-	-	-	-	-
	Total Income from operations	72,257.37	68,776.18	64,325.98	1,41,033.55	1,20,964.51	2,50,491.85
2	Segment results before Finance Costs and tax:						
	Staffing and Allied Services	956.23	854.07	790.43	1,810.30	1,479.21	3,121.00
	IT Staffing Services	73.41	-	-	73.41	-	-
	Other HR Services	43.01	2.69	13.30	45.70	(2.44)	302.25
	Unallocated	386.44	269.80	97.17	656.25	176.32	398.10
	Total	1,459.09	1,126.56	900.90	2,585.66	1,653.09	3,821.35
	Less: Unallocable items						
	Finance Costs	31.88	21.58	12.02	53.47	17.60	39.21
	Profit / (Loss) before Tax	1,427.21	1,104.98	888.88	2,532.19	1,635.49	3,782.14
3	Segment Assets:						
	Staffing and Allied Services	22,894.12	23,325.93	24,555.50	22,894.12	24,555.50	21,514.49
	IT Staffing Services	7,480.42	-	-	7,480.42	-	-
	Other HR Services	1,591.27	1,047.59	775.99	1,591.27	775.99	1,489.87
	Unallocated	33,576.24	38,637.85	20,506.60	33,576.24	20,506.60	34,853.98
	Total Asset	65,542.05	63,011.37	45,838.09	65,542.05	45,838.09	57,858.34
4	Segment Liabilities:						
	Staffing and Allied Services	24,733.40	24,350.49	23,722.65	24,733.40	23,722.65	23,191.48
	IT Staffing Services	927.55	-	-	927.55	-	-
	Other HR Services	609.37	519.76	563.31	609.37	563.31	597.50
	Unallocated	6,154.21	6,263.20	5,602.47	6,154.21	5,602.47	2,911.57
	Total Liabilities	32,424.53	31,133.45	29,888.43	32,424.53	29,888.43	26,700.55
5	Segment Capital Employed :						
	(Segment Assets less Segment Liabilities)						
	Staffing and Allied Services	(1,839.28)	(1,024.56)	832.85	(1,839.28)	832.85	(1,676.99)
	IT Staffing Services	6,552.87	-	-	6,552.87	-	-
	Other HR Services	981.90	527.83	212.68	981.90	212.68	892.37
	Unallocated	27,422.03	32,374.65	14,904.13	27,422.03	14,904.13	31,942.41
	Total Capital Employed	33,117.52	31,877.92	15,949.66	33,117.52	15,949.66	31,157.79

Note: The Company operates in one Geographic segment namely "Within India" and hence no separate information for Geographic segment wise disclosure is required.

For and on behalf of the Board
For TeamLease Services Limited



Ashok Kumar Nedurumalli
Managing Director
DIN : 00151814

Date: November 10, 2016
Place: Bengaluru



TEAMLEASE SERVICES LIMITED

Regd. Off: Office No. 6, 3rd Floor, C Wing Laxmi Towers, Bandra Kurla Complex, Bandra (E) Mumbai - 400051
CIN : U74140MH2000PLC124003 E-MAIL : corporateaffairs@teamlease.com WEBSITE : www.teamlease.com

Consolidated Unaudited Statement of Assets and Liabilities

(Rs. in Lakhs)

Sr. No.	Particulars	As at September 30, 2016	As at March 31, 2016
A	A. EQUITY AND LIABILITIES		
1	Shareholders' funds		
	(a) Share Capital	1,709.68	1,709.68
	(b) Reserves and Surplus (Refer Note 5)	31,407.84	29,448.11
	Sub-total - Shareholders' funds	33,117.52	31,157.79
2	Non-Current Liabilities		
	(a) Other Long Term Liabilities	492.08	497.22
	(b) Long-Term Provisions	2,924.04	2,825.69
	Sub-total - Non-Current Liabilities	3,416.12	3,322.91
3	Current Liabilities		
	(a) Short-Term Borrowings	-	1,936.16
	(b) Other Current Liabilities	27,814.09	20,513.82
	(c) Short-Term Provisions	1,194.32	927.66
	Sub-total - Current Liabilities	29,008.41	23,377.64
	TOTAL - EQUITY AND LIABILITIES	65,542.05	57,858.34
B	ASSETS		
1	Non-Current Assets		
	(a) Fixed Assets	879.32	877.11
	(b) Goodwill on consolidation (Refer Note 4)	5,601.39	235.15
	(c) Non-Current Investments	2.00	2.00
	(d) Deferred Tax Asset (Refer Note 5)	784.42	453.88
	(e) Long-Term Loans and Advances	6,612.23	6,140.59
	(f) Other Non-Current Assets	2,723.79	2,942.88
	Sub-total - Non-Current Assets	16,603.15	10,651.61
2	Current Assets		
	(a) Current Investments	1,715.04	-
	(b) Inventories	20.51	23.44
	(c) Trade Receivables	15,801.35	12,046.62
	(d) Cash and Bank balances	21,630.61	25,897.37
	(e) Short-Term Loans and Advances	2,705.64	1,641.21
	(f) Other Current Assets	7,065.75	7,598.09
	Sub-total - Current Assets	48,938.90	47,206.73
	TOTAL - ASSETS	65,542.05	57,858.34

**For and on behalf of the Board
For TeamLease Services Limited**

Ashok Kumar Nedurumalli

**Ashok Kumar Nedurumalli
Managing Director
DIN : 00151814**



Date: November 10, 2016
Place: Bengaluru



Price Waterhouse & Co Bangalore LLP

Chartered Accountants

The Board of Directors
TeamLease Services Limited
6th Floor, BMTC Commercial Complex,
80 Feet Road, Koramangala,
Bengaluru, Karnataka – 560095

1. We have reviewed the standalone unaudited financial results of TeamLease Services Limited (the "Company") for the quarter ended September 30, 2016 which are included in the accompanying 'Statement of Standalone Unaudited Financial Results for the Quarter and 6 Months ended September 30, 2016' and the standalone unaudited statement of assets and liabilities as on that date (the "Statement"). The Statement has been prepared by the Company pursuant to Regulation 33 of the SEBI (Listing Obligations and Disclosure Requirements) Regulations, 2015 (the "Listing Regulations, 2015"), which has been initialled by us for identification purposes. The Statement is the responsibility of the Company's management and has been approved by the Board of Directors. Our responsibility is to issue a report on the Statement based on our review.
2. We conducted our review in accordance with the Standard on Review Engagement (SRE) 2410, "Review of Interim Financial Information Performed by the Independent Auditor of the Entity" issued by the Institute of Chartered Accountants of India. This Standard requires that we plan and perform the review to obtain moderate assurance as to whether the Statement is free of material misstatement.
3. A review is limited primarily to inquiries of company personnel and analytical procedures applied to financial data and thus provides less assurance than an audit. We have not performed an audit and, accordingly, we do not express an audit opinion.
4. Based on our review conducted as above, nothing has come to our attention that causes us to believe that the Statement has not been prepared in all material respects in accordance with the applicable Accounting Standards prescribed under Section 133 of the Companies Act, 2013 read with Rule 7 of the Companies (Accounts) Rules, 2014 and other recognised accounting practices and policies, and has not disclosed the information required to be disclosed in terms of Regulation 33 of the Listing Regulations, 2015 including the manner in which it is to be disclosed, or that it contains any material misstatement.
5. We have not reviewed the figures for the corresponding quarter ended September 30, 2015 and accordingly, we do not express any conclusion on the results and assets and liabilities in the Statement for the said quarter. These figures have been furnished by the Management. Our conclusion is not qualified in respect of this matter.

For Price Waterhouse & Co Bangalore LLP
Firm Registration Number: 007567S/S-200012
Chartered Accountants

Partha Ghosh

Partha Ghosh
Partner
Membership Number 055913

Mumbai
November 10, 2016

*Price Waterhouse & Co Bangalore LLP, 252, Veer Savarkar Marg, Shivaji Park, Dadar (West)
Mumbai - 400 028
T: +91 (22) 66691500, F: +91 (22) 66547804 / 07*

Registered office and Head office: 5th Floor, Tower D, The Millenia, 1 & 2 Murphy Road, Ulsoor, Bangalore - 560 008

Price Waterhouse & Co Bangalore LLP (LLP IN: AAC-6284) is registered as a Limited Liability Partnership (LLP). Price Waterhouse & Co., Bangalore has converted from partnership firm to an LLP effective August 25, 2014. Its registration number with ICAI after said conversion as LLP is 007567S/S200012 (registration number before conversion was 007567S)

TEAMLEASE SERVICES LIMITED
Regd. Off: Office No. 6, 3rd Floor, C Wing Laxmi Towers, Bandra Kurla Complex, Bandra (E) Mumbai - 400051
CIN : U74140MH2000PLC124003 E-MAIL : corporateaffairs@teamlease.com WEBSITE : www.teamlease.com
Statement of Standalone Unaudited Financial Results for the Quarter and 6 Months Ended September 30, 2016

Sr. No.	PART I Particulars	(Rs. in lakhs except per share data)					
		3-Months Ended 30/09/2016	Preceding 3- Months Ended 30/06/2016	Corresponding 3- Months Ended 30/09/2015	6-Months Ended 30/09/2016	Corresponding 6- Months Ended 30/09/2015	Year Ended 31/03/2016
		Unaudited	Unaudited	Unaudited	Unaudited	Audited	Audited
1	Income from Operations						
	a) Income from Operations (Net of service tax)	70,344.55	67,515.87	63,526.60	1,37,860.42	1,19,457.61	2,46,818.70
	b) Other Operating Income	1,390.26	1,260.31	799.38	2,650.57	1,506.90	3,673.15
	Total Income from operations (net)	71,734.81	68,776.18	64,325.98	1,40,510.99	1,20,964.51	2,50,491.85
2	Expenses						
	a) Employee benefits expense	69,644.67	66,818.98	62,643.92	1,36,463.65	1,17,916.81	2,43,904.60
	b) Depreciation and amortisation expense	97.82	99.10	45.77	196.92	90.45	300.77
	c) Other Expenses	1,302.86	1,334.58	975.39	2,637.44	1,911.07	3,993.27
	Total Expenses	71,045.35	68,252.66	63,665.08	1,39,298.01	1,19,918.33	2,48,198.64
3	Profit from Operations before other income and finance costs (1 - 2)	689.46	523.52	660.90	1,212.98	1,046.18	2,293.21
4	Other Income	691.50	595.34	232.06	1,286.84	566.45	1,476.83
5	Profit from ordinary activities before finance costs (3 + 4)	1,380.96	1,118.86	892.96	2,499.82	1,612.63	3,770.04
6	Finance Costs	28.34	21.58	12.02	49.93	17.60	39.21
7	Profit from ordinary activities before tax (5 - 6)	1,352.62	1,097.28	880.94	2,449.89	1,595.03	3,730.83
8	Tax Expense (Refer Note 4)	501.20	368.92	316.90	870.12	567.50	1,302.24
9	Net Profit for the quarter(s) / year (7 - 8)	851.42	728.36	564.04	1,579.77	1,027.53	2,428.59
10	Paid-up Equity Share Capital (Face Value of Rs. 10 each)	1,709.68	1,709.68	1,533.21	1,709.68	1,533.21	1,709.68
11	Reserves excluding revaluation reserves as per balance sheet of previous accounting year						29,305.92
12	Earnings Per Share ("EPS") before and after extraordinary item of Rs. 10 each fully paid up (not annualised)						
	(a) Basic EPS (Rs.)	4.98	4.26	3.68	9.24	6.70	15.59
	(b) Diluted EPS (Rs.)	4.98	4.26	3.68	9.24	6.70	15.59

Notes:

1 In terms of Regulation 33 of the SEBI (Listing Obligations and Disclosure Requirements) Regulations, 2015, the Statement of Standalone Unaudited Financial Results for the quarter and 6 months ended September 30, 2016 and the Standalone Unaudited Statement of assets and liabilities as at September 30, 2016 of TeamLease Services Limited (the "Company") have been reviewed by the Audit Committee and approved by the Board of Directors (the "Board") at the respective meetings held on November 10, 2016. The Statement of Standalone Unaudited Financial Results for the quarter ended September 30, 2016 and the Standalone Unaudited Statement of assets and liabilities as at September 30, 2016 are subjected to limited review by the Statutory Auditors of the Company.

The figures for the quarter ended September 30, 2015 have not been subjected to review or audit by the Statutory Auditors of the Company.

2 During the quarter ended March 31, 2016, the Company got listed pursuant to the Initial Public Offering ("IPO"), in which 49,84,438 equity shares of Rs. 10 each were allotted at a price of Rs. 850 per equity share consisting of fresh issue of 17,64,705 equity shares and offer for sale of 32,19,733 equity shares by the selling shareholders. The equity shares of the Company were listed on the BSE Limited ("BSE") and National Stock Exchange of India Limited ("NSE") w.e.f. February 12, 2016.

Details of utilisation of IPO Proceeds as reviewed by the Audit Committee in its meeting held on November 10, 2016 are as follows:

Particulars	(Rs. in lakhs)
Issue Proceeds	14,999.99
Less: Issue Expenses	1,219.71
Net Proceeds of IPO	13,780.29
Amount utilised for the specified purposes	6,245.24
Funds to be utilised (remain invested in current account and fixed deposits with banks)	7,535.05

3 During the quarter ended September 30, 2016, the Company incorporated a wholly owned subsidiary ("WOS") in the name of TeamLease Staffing Services Private Limited ("TSSPL"). The WOS got Certificate of Incorporation on July 04, 2016. Through this subsidiary, the Company acquired ASAP Info Systems Private Limited ("ASAP"), a company incorporated under Companies Act, 1956 w.e.f. September 01, 2016 at an agreed consideration of Rs. 6700.00 lakhs. This includes contingent consideration up to Rs. 1005.00 lakhs depending upon the performance of ASAP and the same will be accounted for at the time of certainty of the amount. Further, TSSPL signed a definitive agreement on September 20, 2016 to acquire Nichepro Technologies Private Limited ("Nichepro"), a company incorporated under Companies Act, 1956. The control of Nichepro got transferred on completion of transaction on October 01, 2016. The details in respect of the acquisitions have been filed with the Stock Exchanges, where the shares of the Company are listed and the same is also available on the Company's website (www.teamlease.com).

4 During the previous year ended March 31, 2016, the Company had adjusted share issue expenses with the securities premium account. During the quarter ended September 30, 2016, deferred tax asset of Rs. 336.71 lakhs related to share issue expenses has been recognized and adjusted with the securities premium account which is pertaining to previous year. Accordingly, tax expense includes adjustments on account of current income tax reversal and corresponding deferred tax charge for previous year of Rs. 67.34 lakhs (Net impact is Rs. NIL).

5 During the quarter ended September 30, 2016, no further options have been granted, exercised, forfeited or vested under the scheme TeamLease Employee Stock Option Plan 2015.

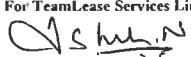
6 The Company does not have any exceptional or extraordinary item to report for the above periods.

7 The figures for the quarter(s)/period(s) have been regrouped/rearranged, wherever necessary, to make them comparable.

8 The above financial results of the Company are available on the Company's website (www.teamlease.com) and also on the website of BSE (www.bseindia.com) and NSE (www.nseindia.com), where the shares of the Company are listed.

Date: November 10, 2016
 Place: Bengaluru



For and on behalf of the Board
 For TeamLease Services Limited

 Ashok Kumar Nedurumalli
 Managing Director
 DIN : 00151814



TEAMLEASE SERVICES LIMITED

Regd. Off: Office No. 6, 3rd Floor, C Wing Laxmi Towers, Bandra Kurla Complex, Bandra (E) Mumbai - 400051
CIN : U74140MH2000PLC124003 E-MAIL : corporateaffairs@teamlease.com WEBSITE : www.teamlease.com

Standalone Segment-wise Revenue, Results and Capital Employed

Primary Segment (Business Segment)

The Company is primarily engaged in the business of providing manpower services. The Company had earlier disclosed reportable segments as "Staffing Operations", "Recruitment Operations" and "Training Operations" for the year ended March 31, 2016. With effect from April 01, 2016, based on the risk, rewards and nature, the Company has revised the business segments into the following broad categories, which in context of Accounting Standard 17 on 'Segment Reporting' constitute reportable segments:

Staffing and Allied Services - Comprises of Staffing Operations, Temporary Recruitment and Payroll & NETAPP.

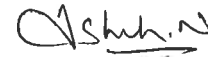
Other HR Services - Comprises of Permanent Recruitment, Regulatory Compliance and Training Operations.

Accordingly, based on the current reportable segments considered for the quarter/period ended September 30, 2016, the Company has revisited its revenue, results and capital employed to the above mentioned segments, having regard to the nature of such items. Consequently, previous year's and quarter's/period's figures have been reclassified to conform to the current reportable segments of the Company.

Sr. No.	Particulars						(Rs. In lakhs)
		3-Months Ended 30/09/2016	Preceding 3- Months Ended 30/06/2016	Corresponding 3- Months Ended 30/09/2015	6-Months Ended 30/09/2016	Corresponding 6- Months Ended 30/09/2015	Year Ended 31/03/2016
		Unaudited	Unaudited	Unaudited	Unaudited	Audited	Audited
1	Revenue by Business Segment :						
	Staffing and Allied Services	70,641.59	67,820.00	63,606.20	1,38,461.59	1,19,650.91	2,47,577.65
	Other HR Services	1,093.22	956.18	719.78	2,049.40	1,313.60	2,914.20
	Unallocated	-	-	-	-	-	-
	Total Income from operations	71,734.81	68,776.18	64,325.98	1,40,510.99	1,20,964.51	2,50,491.85
2	Segment results before Finance Costs and tax:						
	Staffing and Allied Services	956.23	854.07	790.43	1,810.30	1,479.21	3,121.00
	Other HR Services	43.01	2.69	13.30	45.70	(2.44)	275.09
	Unallocated	381.72	262.10	89.23	643.82	135.86	373.95
	Total	1,380.96	1,118.86	892.96	2,499.82	1,612.63	3,770.04
	Less: Unallocable items						
	Finance Costs	28.34	21.58	12.02	49.93	17.60	39.21
	Profit / (Loss) before Tax	1,352.62	1,097.28	880.94	2,449.89	1,595.03	3,730.83
3	Segment Assets:						
	Staffing and Allied Services	22,894.12	23,325.93	24,555.50	22,894.12	24,555.50	21,514.49
	Other HR Services	1,826.23	1,281.54	1,010.93	1,826.23	1,010.93	1,489.67
	Unallocated	39,329.65	38,176.88	20,112.89	39,329.65	20,112.89	34,681.26
	Total Asset	64,050.00	62,784.35	45,679.32	64,050.00	45,679.32	57,685.42
4	Segment Liabilities:						
	Staffing and Allied Services	24,733.40	24,350.49	23,722.65	24,733.40	23,722.65	23,191.48
	Other HR Services	609.37	519.76	563.31	609.37	563.31	597.50
	Unallocated	5,791.09	6,186.08	5,575.05	5,791.09	5,575.05	2,880.85
	Total Liabilities	31,133.86	31,056.33	29,861.01	31,133.86	29,861.01	26,669.83
5	Segment Capital Employed :						
	(Segment Assets less Segment Liabilities)						
	Staffing and Allied Services	(1,839.28)	(1,024.56)	832.85	(1,839.28)	832.85	(1,676.99)
	Other HR Services	1,216.86	761.78	447.62	1,216.86	447.62	892.17
	Unallocated	33,538.56	31,990.80	14,537.84	33,538.56	14,537.84	31,800.41
	Total Capital Employed	32,916.14	31,728.02	15,818.31	32,916.14	15,818.31	31,015.59

Note: The Company operates in one Geographic segment namely "Within India" and hence no separate information for Geographic segment wise disclosure is required.

For and on behalf of the Board
For TeamLease Services Limited



Ashok Kumar Nedurumalli
Managing Director
DIN : 00151814

Date: November 10, 2016
Place: Bengaluru



TEAMLEASE SERVICES LIMITED

Regd. Off: Office No. 6, 3rd Floor, C Wing Laxmi Towers, Bandra Kurla Complex, Bandra (E) Mumbai - 400051
CIN : U74140MH2000PLC124003 E-MAIL : corporateaffairs@teamlease.com WEBSITE : www.teamlease.com

Standalone Unaudited Statement of Assets and Liabilities

(Rs. in Lakhs)

Sr. No.	Particulars	As at September 30, 2016	As at March 31, 2016
A	A. EQUITY AND LIABILITIES		
1	Shareholders' funds		
	(a) Share Capital	1,709.68	1,709.68
	(b) Reserves and Surplus (Refer Note 4)	31,206.46	29,305.91
	Sub-total - Shareholders' funds	32,916.14	31,015.59
2	Non-Current Liabilities		
	(a) Other Long Term Liabilities	492.08	497.22
	(b) Long-Term Provisions	2,846.03	2,825.69
	Sub-total - Non-Current Liabilities	3,338.11	3,322.91
3	Current Liabilities		
	(a) Short-Term Borrowings	-	1,936.16
	(b) Other Current Liabilities	26,606.13	20,483.43
	(c) Short-Term Provisions	1,189.62	927.33
	Sub-total - Current Liabilities	27,795.75	23,346.92
	TOTAL - EQUITY AND LIABILITIES	64,050.00	57,685.42
B	ASSETS		
1	Non-Current Assets		
	(a) Fixed Assets	737.31	877.11
	(b) Non-Current Investments	238.15	237.15
	(c) Deferred Tax Asset (Refer Note 4)	755.50	453.88
	(d) Long-Term Loans and Advances	6,779.03	6,107.48
	(e) Other Non-Current Assets	2,723.79	2,942.88
	Sub-total - Non-Current Assets	11,233.78	10,618.50
2	Current Assets		
	(a) Current Investments	1,715.04	-
	(b) Inventories	20.51	23.44
	(c) Trade Receivables	15,188.80	12,046.42
	(d) Cash and Bank balances	18,992.52	25,858.21
	(e) Short-Term Loans and Advances	10,671.29	1,762.88
	(f) Other Current Assets	6,228.06	7,375.97
	Sub-total - Current Assets	52,816.22	47,066.92
	TOTAL - ASSETS	64,050.00	57,685.42



**For and on behalf of the Board
For TeamLease Services Limited**

Ashok Kumar Nedurumalli

**Ashok Kumar Nedurumalli
Managing Director
DIN : 00151814**

Date: November 10, 2016
Place: Bengaluru



Bengaluru, India, November 10, 2016- TeamLease Services Limited (**NSE: TEAMLEASE, BSE: 539658**), one of India's largest staffing companies, today announced its results for the second quarter (**Q2FY17**) and first half-year (**H1FY17**) ended September 30, 2016.

Consolidated financial results for Q2FY17 and H1FY17 are:

(all numbers in Rupees' Crore except Margins)

Particulars	3-Months Ended 30/09/2016 (Q2FY17)	3-Months Ended 30/06/2016 (Q1FY17)	QoQ growth	3-Months Ended 30/09/2015 (Q2FY176)	YoY on quarterly basis	6-Months Ended 30/09/2016 (H1FY17)	6-Months Ended 30/09/2015 (H1FY16)	YoY on half-yearly basis
Gross Revenue	840.88	793.24	6%	736.80	14%	1,634.12	1,375.77	19%
Operating Revenue (Net of Service tax)	722.57	687.76	5%	643.26	12%	1,410.34	1,209.65	17%
EBITDA	8.61	6.20	39%	7.04	22%	14.81	11.29	31%
EBITDA %	1.2%	0.9%		1.1%		1.1%	0.9%	
PBT	14.27	11.05	29%	8.89	61%	25.32	16.35	55%
PBT %	2.0%	1.6%		1.4%		1.8%	1.3%	
Net profit (PAT)	9.03	7.36	23%	5.72	58%	16.39	10.68	53%
Net profit %	1.3%	1.1%		0.9%		1.2%	0.9%	

Highlights of financial performance of Q2FY17:

1. Gross revenue was ₹ 840.88 crore for Q2FY17 with 14% YoY growth and 6% QoQ growth.
2. Earnings Before Interest, Tax, Depreciation and Amortization (EBITDA) was ₹ 8.61 crore for Q2FY17 reflecting YoY growth of 22% and QoQ growth of 39%. EBITDA margin % increased by 30 basis points compared to Q1FY17.
3. Profit Before Tax (PBT) was ₹ 14.27 crore for Q2FY17 reflecting YoY growth of 61% and QoQ growth of 29%. PBT margin % increased by 58 basis points compared to Q2FY16 and 40 basis points compared to Q1FY17.
4. Net profit was ₹ 9.03 crore for Q2FY17 with an YoY growth of 58% and QoQ growth of 23%. PAT margin % increased by 38 basis points on an YoY basis.

Highlights of financial performance of H1FY17:

1. Gross revenue grew by 19% YoY to ₹ 1,634.12 crore in H1FY17 from ₹ 1,375.77 crore in H1FY16.
2. EBITDA increased by 31% YoY to ₹ 14.81 crore from ₹ 11.29 crore.
3. PBT has increased by 55% in H1FY17 with 50 basis points improvement in PBT margin % compared to H1FY16.
4. Net profit was ₹ 16.39 crore for H1FY17 as compared to ₹ 10.68 crore in H1FY16 reflecting an year-on-year increase of 53%
5. Net profit margin improved by 32 basis points to 1.2% in H1FY17 from 0.9% in H1FY16

Press Release

Business Update

1. Our acquisition of ASAP Info Systems and Nichepro Technologies completed as of September 01, 2016 and October 1, 2016 respectively.
2. Staffing associate headcount increased to 116,500 as on September 30, 2016 compared to 113,713 on June 30, 2016 and 100,888 on March 31, 2016.
3. Netapp trainee headcount increased to 17,787 as on September 30, 2016 compared to 14,155 on June 30, 2016 and 5,193 on March 31, 2016.
4. Our core employee headcount declined between June 30, 2016 (1,273 employees) and September 30, 2016 (1,225).
5. Number of associate/trainee records handled per core employee per month increased to 186 in September 2016 compared to 176 in June 2016 and 166 in March 2016.
6. Our client base increased to 1,800+ in September 2016 compared to 1,400+ in June 2016 and 1,200+ in March 2016.
7. Margins from HR services improved to 4% in Q2FY17 from 0.3% in Q1FY17 and 1.8% in Q2FY16.

Management Comment

Mr. Ashok Reddy, Managing Director, TeamLease Services Limited said, *“The steps towards staffing vertical growth has gained momentum with the closure of acquisitions of ASAP Info Systems and Nichepro in the IT staffing space. The continued focus on productivity, margin improvement and client acquisitions has seen good traction. We stay true to our core objectives and metrics of sales growth, operating cash flows and capital frugality”.*

About TeamLease Services Limited

We are one of India’s leading providers of human resource services with a vision of Putting India to Work. Our services span the entire people supply chain of human resources, covering Employment, Employability and Education. Our Employment services include staffing solutions, recruitment services and compliance services. Our Employability offerings include different types of learning and training solutions for retail, institutional and enterprise customers. We have more than 135,000 employees/trainees with over 1,800 clients across 6,000 locations in India. For more details, visit www.teamlease.com.

Investor contact

Ravi Vishwanath Chief Financial Officer Tel: +91 80 3324 3330 Fax: +91 80 3324 3001 E-mail: ravi.vishwanath@teamlease.com	Renu Praveen Adfactors Tel: +91 9742279654 Fax: +91 80 3324 3001 E-mail: renu.praveen@adfactorspr.com
--	---