

July 31, 2025

To Listing Department BSE Limited, Phiroze Jeejeebhoy Towers, Dalal Street, Fort, Mumbai - 400 001 Scrip Code: 539658	To Listing Department National Stock Exchange of India Limited, Exchange Plaza, 5th Floor, Plot no. C/1, G Block, Bandra Kurla Complex, Bandra(E), Mumbai - 400 051 Scrip Code: TEAMLEASE
---	--

Dear Sir/Ma'am,

Sub: TeamLease Services Limited (TeamLease/the Company) - Investor Presentation on Financial Results for Q1'FY26

Ref: Regulation 30 and Regulation 46 of the Securities and Exchange Board of India (SEBI) Listing Obligations and Disclosure Requirements) (LODR) Regulations, 2015

In compliance with the provisions of Regulation 30 of the SEBI LODR Regulations, 2015, please find enclosed 'Investor Presentation' of the Company, towards Financial Results for Q1'FY26.

Further, in compliance with the provisions of Regulation 46 of the SEBI LODR Regulations, 2015, we shall upload the above on our Company's website <https://group.teamlease.com/investor/investor-presentation/> for information of our Shareholders/Public.

This is in furtherance of our intimation dated July 08, 2025, pertaining to Conference Call with Investors on Q1'FY26 Results.

Kindly take the above said information on record as per the requirement of SEBI LODR Regulations, 2015.

Thanking You.

Yours faithfully,

For **TeamLease Services Limited**

Alaka Chanda

Company Secretary and Compliance Officer

Encl: As above



BSE: 539658 | NSE: TEAMLEASE | ISIN: INE985S01024

<https://group.teamlease.com> | Thursday, July 31, 2025

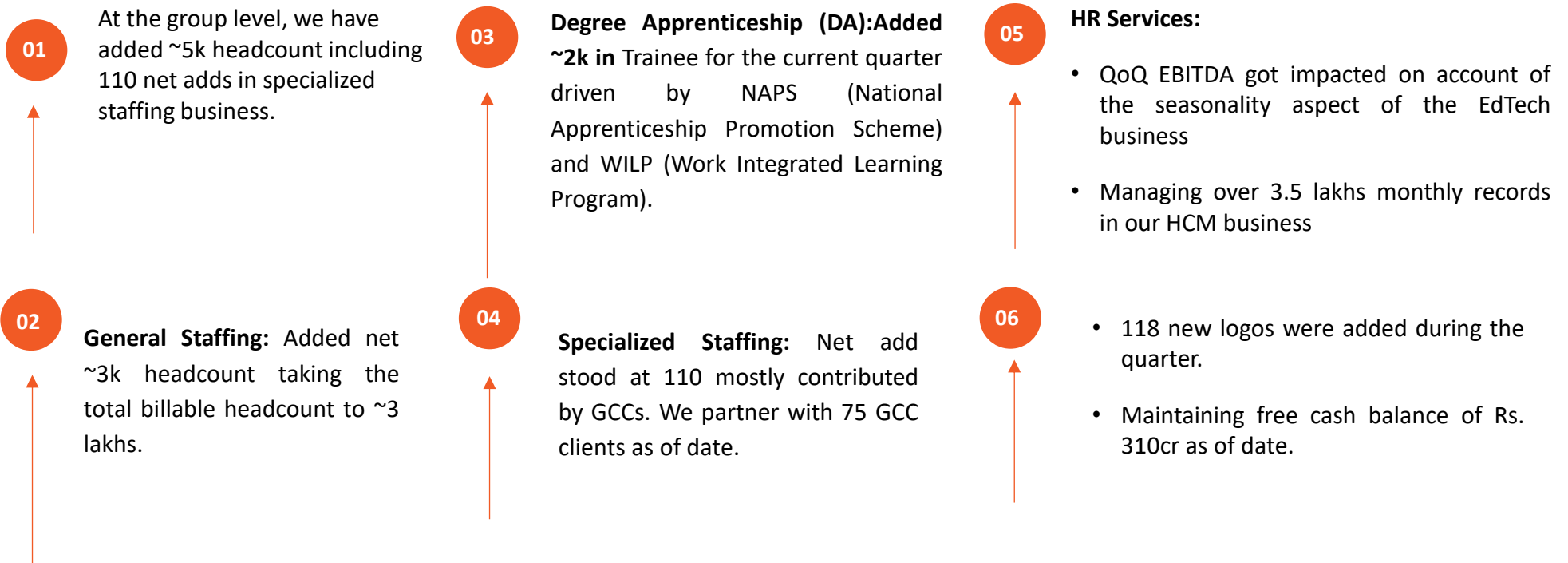


Investor Update

Q1 2025-26

Key Performance Highlights

Q1FY26



Financial Performance

*All Numbers are in ₹ Crores except for margins

Consolidated Performance

	Q1FY26	Q4FY25	QoQ	Q1FY25	YoY
Headcount	351,000	346,070	1%	331,700	6%
Total Revenue	2,904	2,868	1%	2,594	12%
Operating Revenue	2,891	2,858	1%	2,580	12%
EBITDA	31	48	-35%	22	39%
EBITDA margin	1.1%	1.7%		0.9%	
PBT	26	40	-34%	20	30%
PBT margin	0.9%	1.4%		0.8%	
Profit after Tax	25	38	-34%	19	29%
PAT margin	0.9%	1.3%		0.7%	
EPS (Basic and Diluted) - Rs.	16	21		12	

Standalone Performance

	Q1FY26	Q4FY25	QoQ	Q1FY25	YoY
Total Revenue	2,653	2,605	2%	2,400	11%
Operating Revenue	2,640	2,592	2%	2,383	11%
EBITDA	24	21	11%	21	15%
EBITDA margin	0.9%	0.8%		0.9%	
PBT	25	22	12%	27	-7%
PBT margin	0.9%	0.8%		1.1%	
Profit after Tax	25	21	19%	27	-7%
PAT margin	0.9%	0.8%		1.1%	
EPS (Basic and Diluted) - Rs.	15	12		16	

Consolidated Segment Results

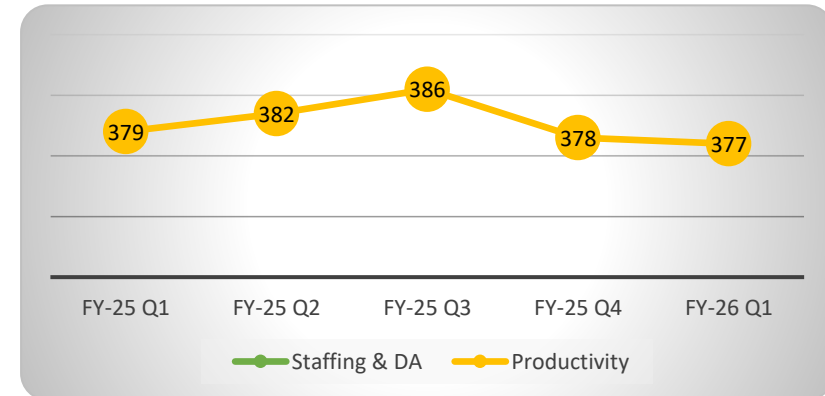
Particulars	Q1FY26	Q4FY25	QoQ	Q1FY25	YoY
Revenue:					
General Staffing and Allied Services	2,669	2,623	2%	2,414	11%
Specialised Staffing Services	177	158	12%	145	22%
Other HR Services	45	77	-41%	21	111%
Total Income from Operations	2,891	2,858	1%	2,580	12%
EBITDA:					
General Staffing and Allied Services	28.0	28.8	-3%	25.2	11%
Specialised Staffing Services	11.1	11.6	-4%	9.3	20%
Other HR Services	(6.9)	15.8		(8.1)	
Total EBITDA (including unallocated)	30.9	47.7	-35%	22.2	39%
EBITDA Margin					
General Staffing and Allied Services	1.0%	1.1%		1.0%	
Specialised Staffing Services	6.3%	7.3%		6.4%	
Other HR Services	-15.3%	20.5%		-38.0%	

Headcount & Productivity

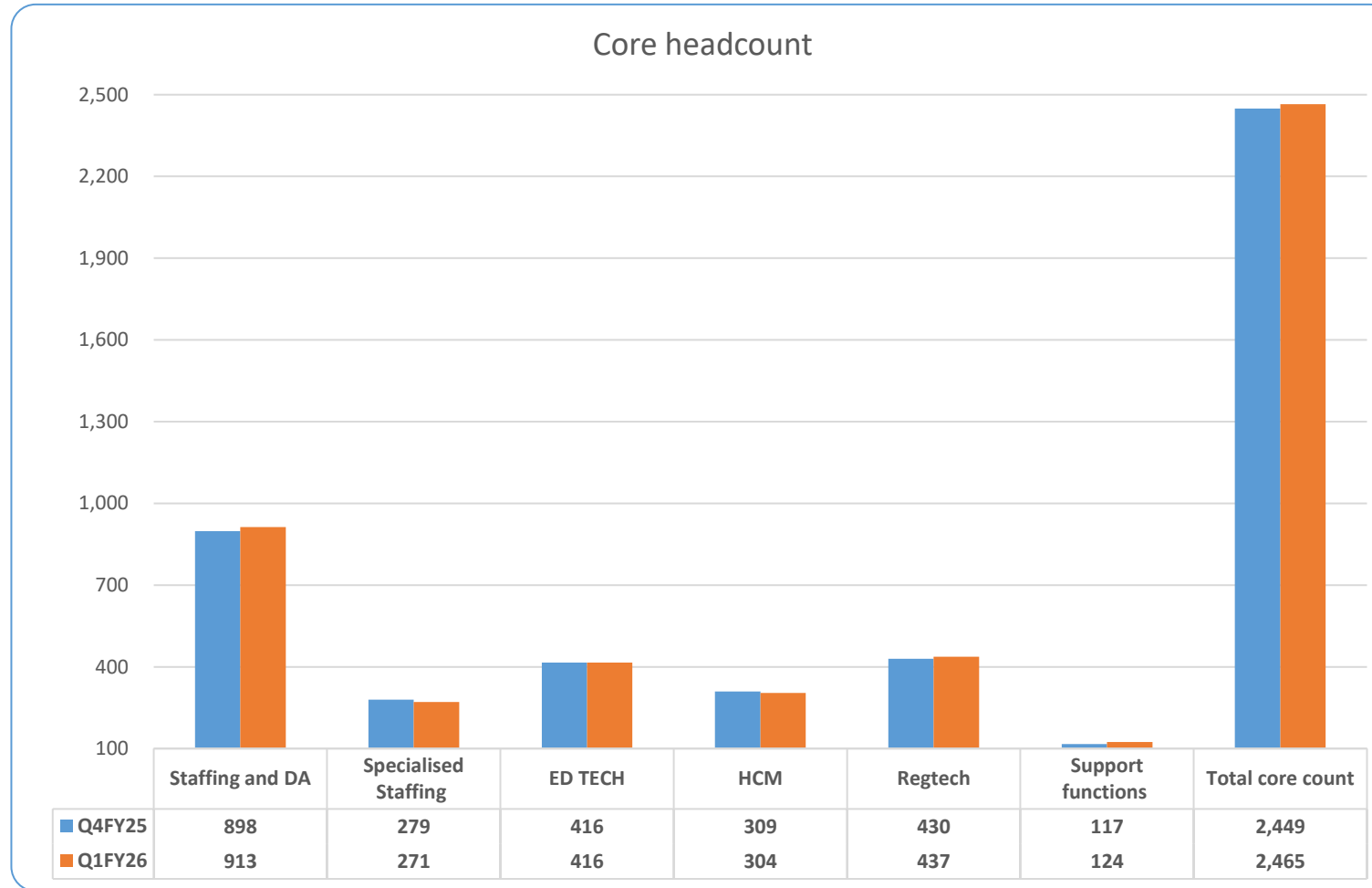
Quarter	General Staffing	DA	Specialized Staffing	Total Headcount
FY-24 Q2	2,51,150	42,100	8,375	3,01,625
FY-24 Q3	2,58,500	43,150	7,600	3,09,250
FY-24 Q4	2,67,000	44,800	7,230	3,19,030
FY-25 Q1	2,82,450	42,350	6,900	3,31,700
FY-25 Q2	2,98,300	45,270	6,670	3,50,240
FY-25 Q3	2,99,600	47,200	6,700	3,53,500
FY-25 Q4	2,92,150	47,300	6,620	3,46,070
FY-26 Q1	2,95,270	49,000	6,730	3,51,000

FTE Productivity – Staffing and DA

Quarter	Headcount	Core Employees	Productivity
FY-24 Q4	311800	839	371
FY-25 Q1	324800	855	379
FY-25 Q2	343400	896	382
FY-25 Q3	346776	895	386
FY-25 Q4	339450	898	378
FY-26 Q1	344260	913	377

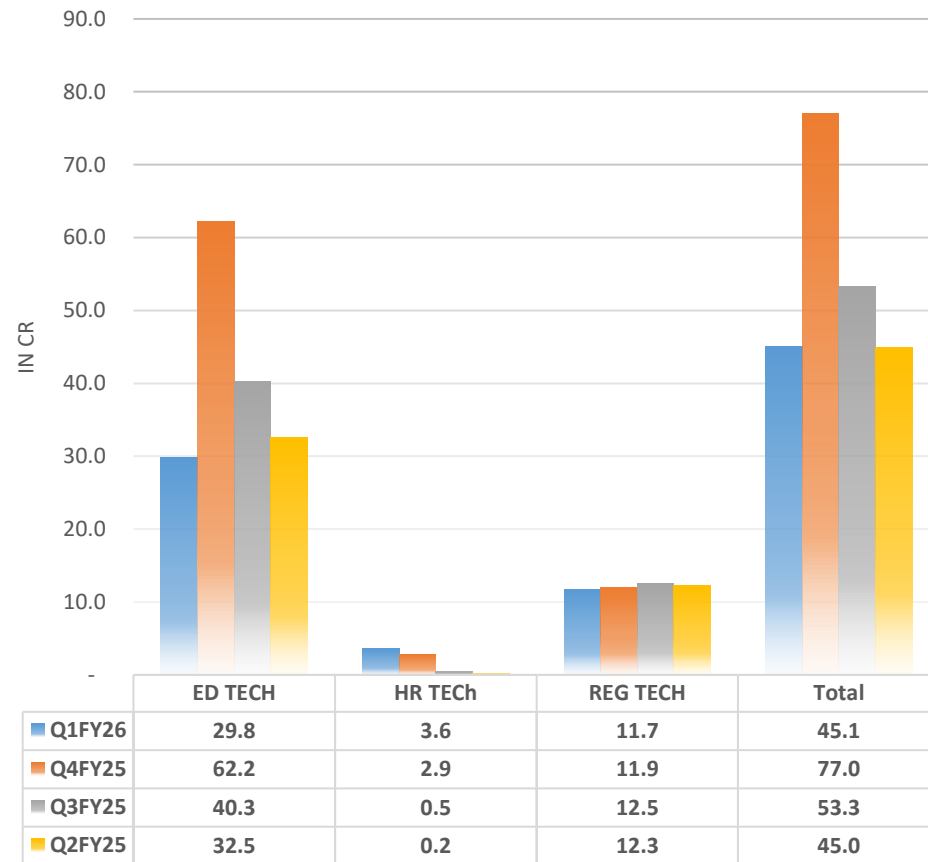


Break-up of core headcount

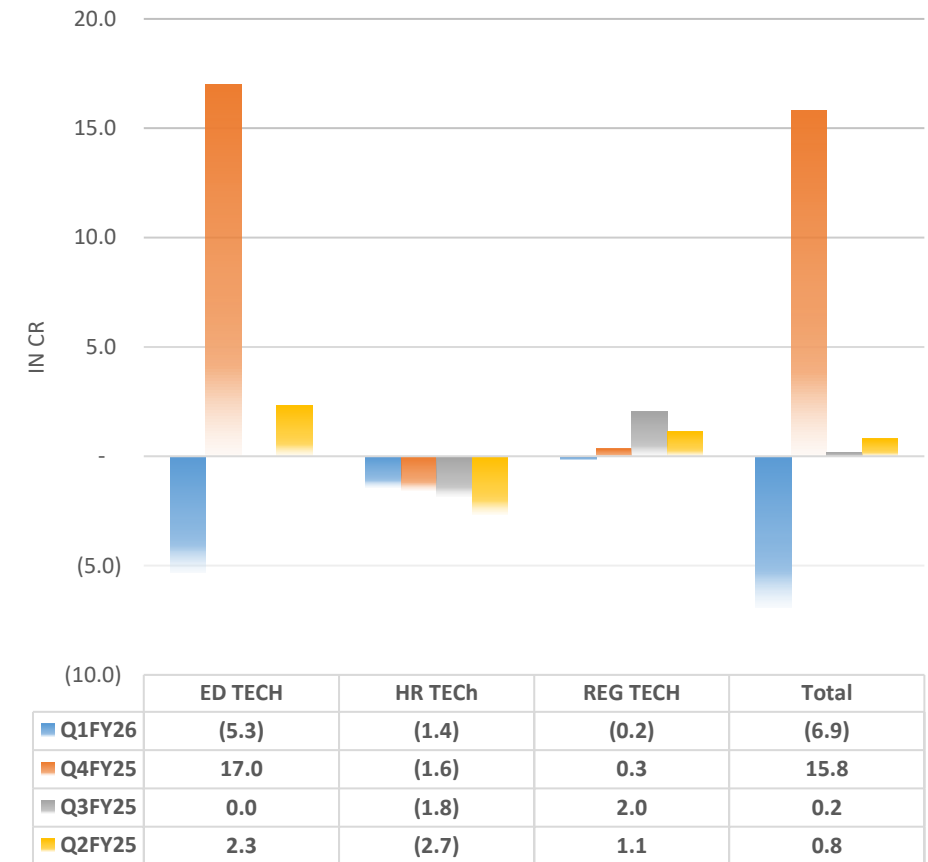


Other HR

OTHER HR REVENUE BREAKUP



OTHER HR EBITDA BREAKUP



Company Profile

- TeamLease Services is one of India's leading people supply chain companies offering a range of solutions to 4000+ employers for their hiring, productivity, and scale challenges. Listed on the NSE & BSE, TeamLease has hired 24 lakh+ people over the last 25 years. One of India's fastest-growing employers, TeamLease also operates India's Skill University and India's fastest-growing PPP Apprenticeship Program, which offers employment-oriented multi-level programs. The Company offers solutions to large, medium, and small clients across the 3Es of Employment (around 3.5 lakh associates/trainees), Employability (over 7 lakh students), and E-workforce (over 1000 employers). In FY2015, TeamLease rolled out DA (Degree Apprenticeship) to provide on-the-job training to apprentices.



Our Services



General Staffing



Specialized Staffing



Degree
Apprenticeship



Hiring



Regulatory
Compliances



HRTECH Services



Learning Services



Skill
University

TeamLease Overview



India's Leading Human
Capital Management
company

4,000+

Clients across the
spectrum of business
with 1000+ digital
engagements

~3.5 Lakhs +

Associates/ trainees,
making us one of the
largest private sector
employer

7,500+

Locations
across 28 states

7.5 Lakhs+

Students across
TL Skill University &
TL EdTech

12%

Revenue growth YoY basis

24+ Lakhs

People hired till date

377

FTE productivity

25 years

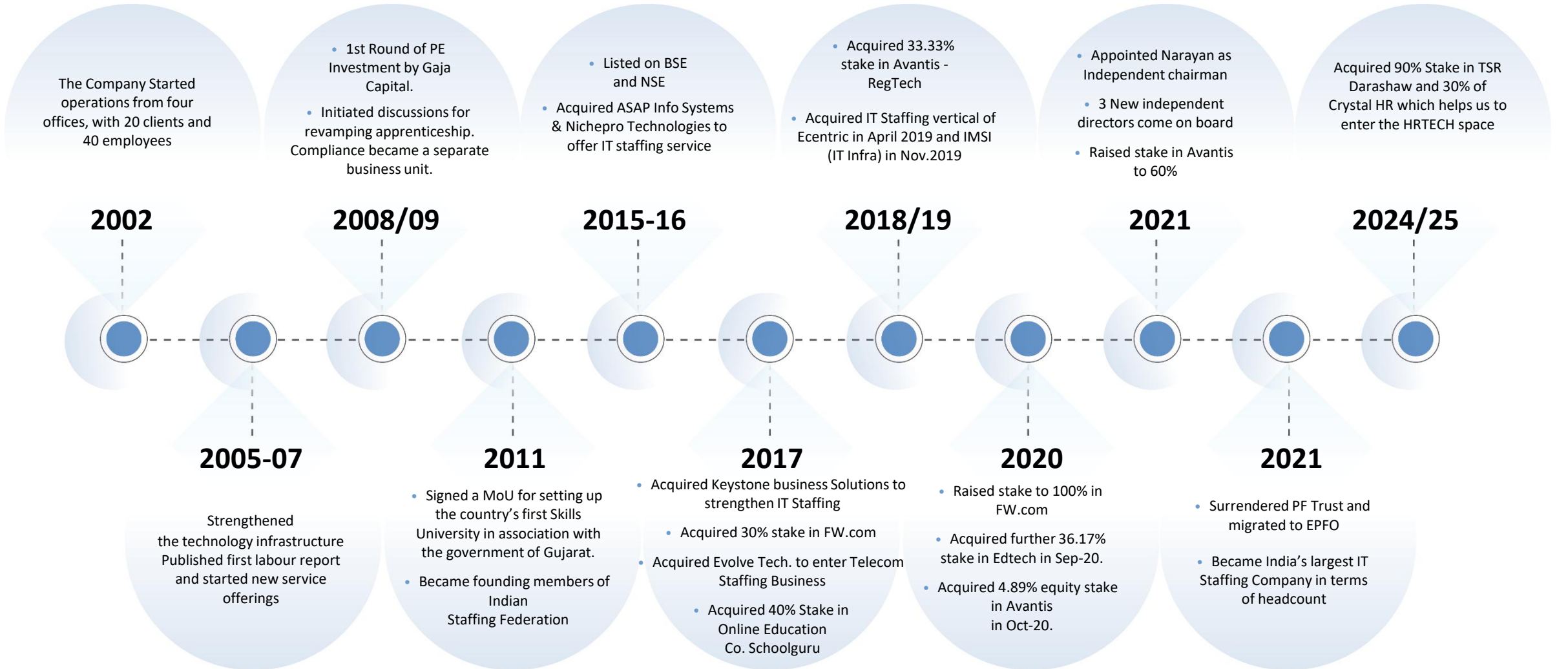
Founded in 2000
IPO 2016

~5k net addition

Overall



Our Journey



Change of Names: Schoolguru » TL EdTech / Avantis » TL RegTech / E-hire » TL HrTech

Our Board of Directors




Narayan Ramachandran
Chairman & Non-Executive
Non-Independent Director



Manish Sabharwal
Executive Vice-Chairman



Ashok Reddy
Managing Director & CEO



**Subramaniam
Somasundaram**
Independent Director
& AC Chairman



Mekin Maheshwari
Independent Director



Meenakshi Nevatia
Independent Director



Rajnarayan Ramakrishnan
Independent Director

Our Vision



Vision

Our Long-term philosophy and goals are best reflected by our purpose of
“Putting India to Work”



Our contribution

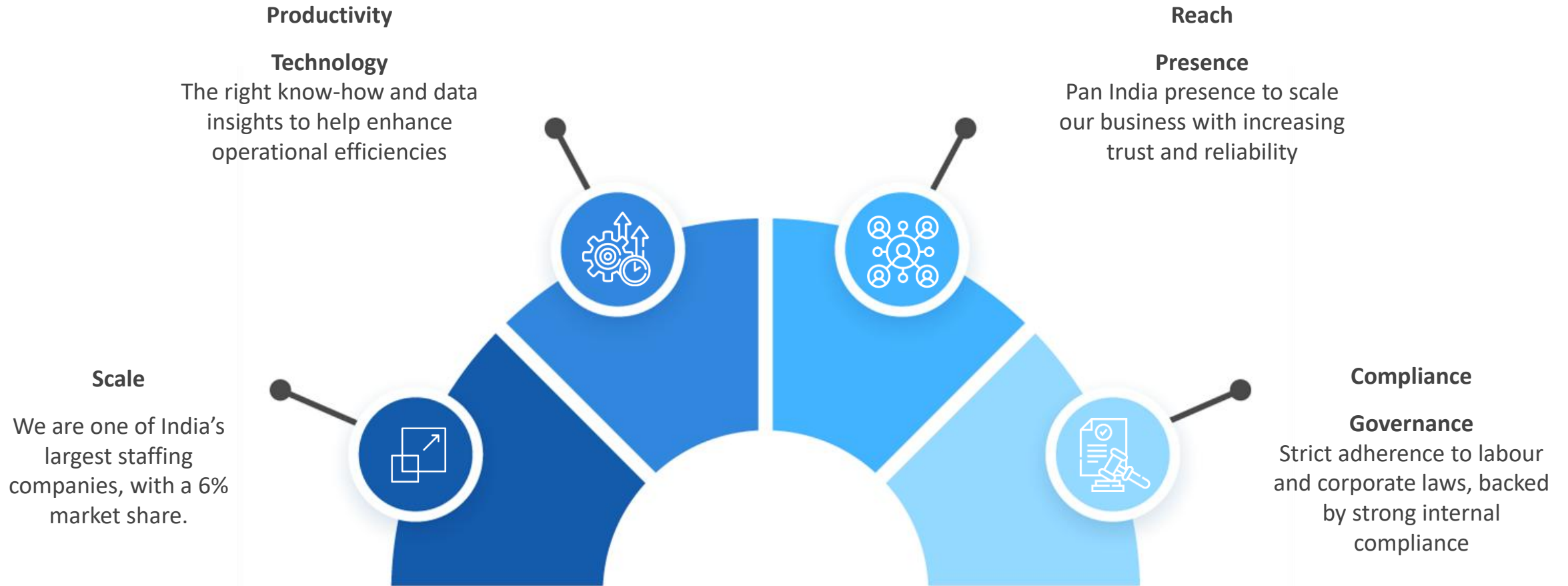
Our vision has been at the forefront of our existence, helping us employ, **“One Indian”** every 5 minutes over the past many years.



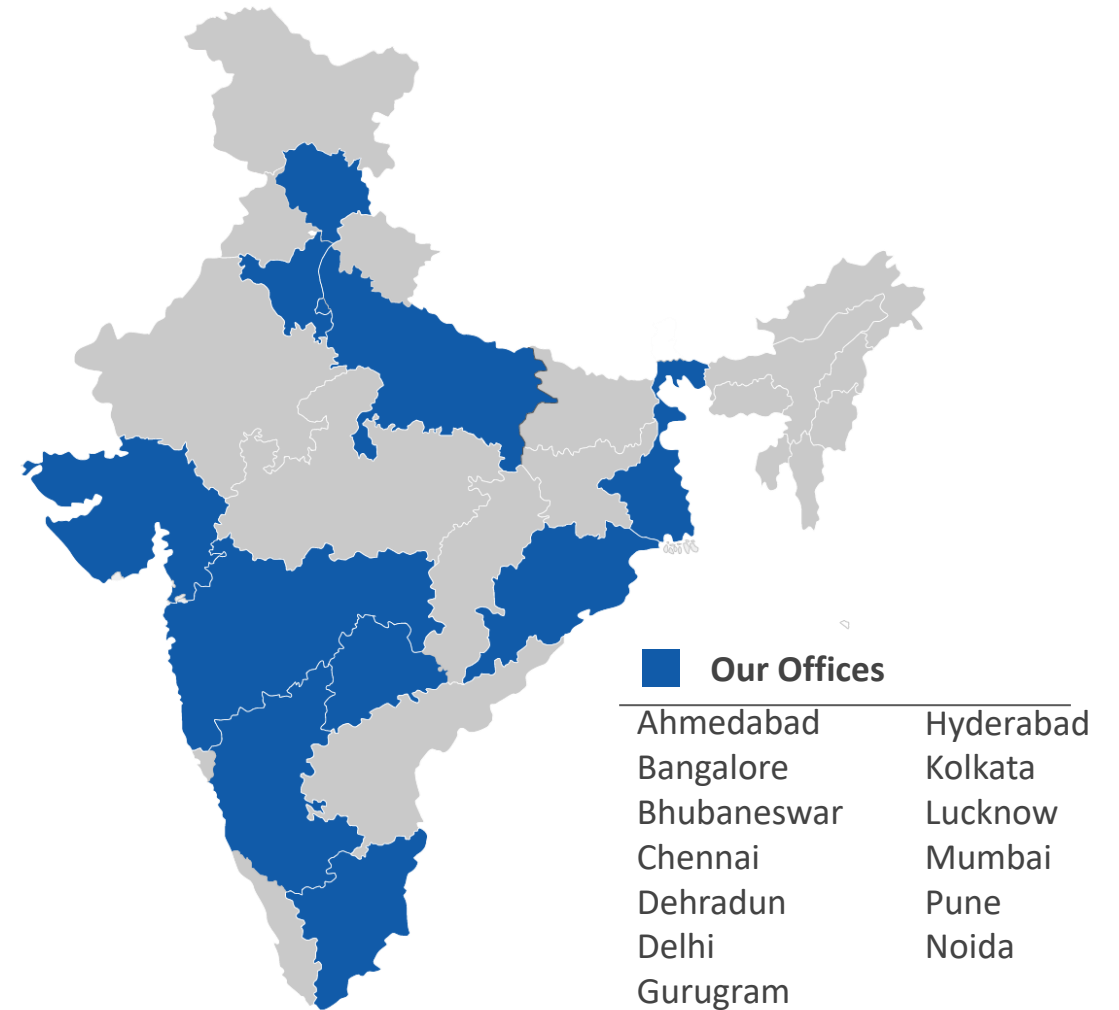
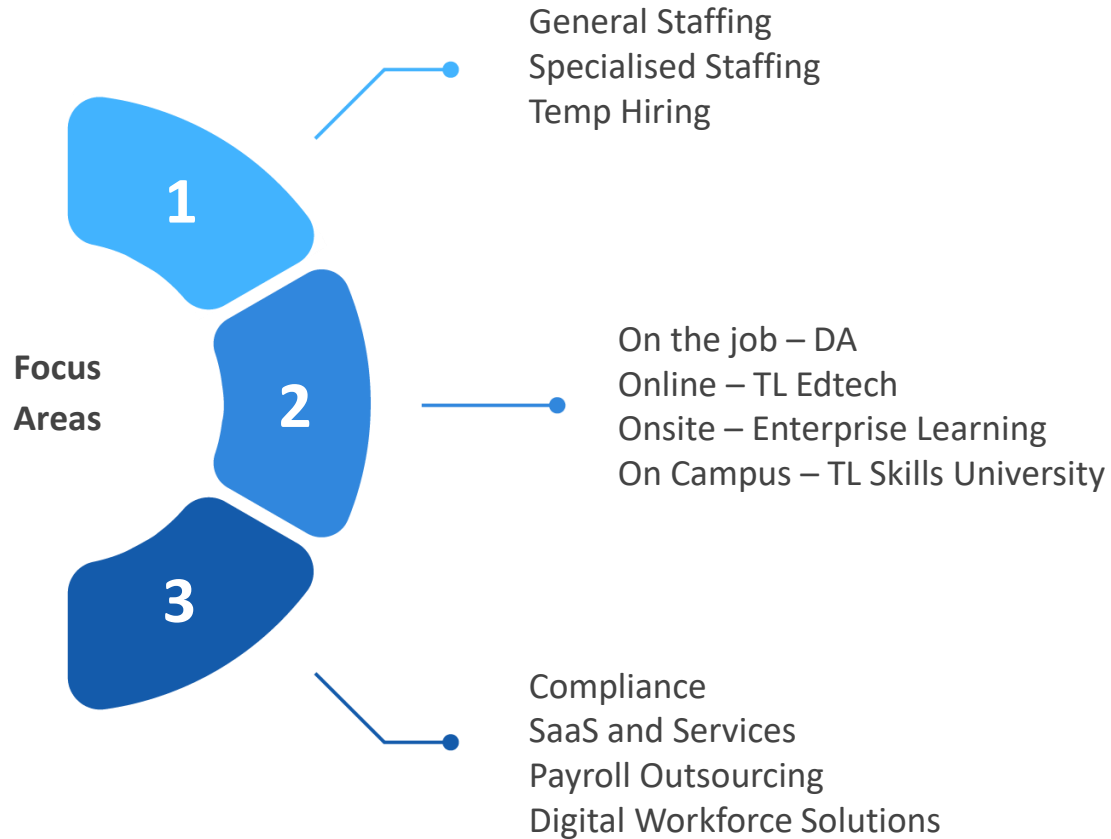
The Future that we see

Our goal is to become the largest Private sector employer of India, largest staffing company in the world by headcount.

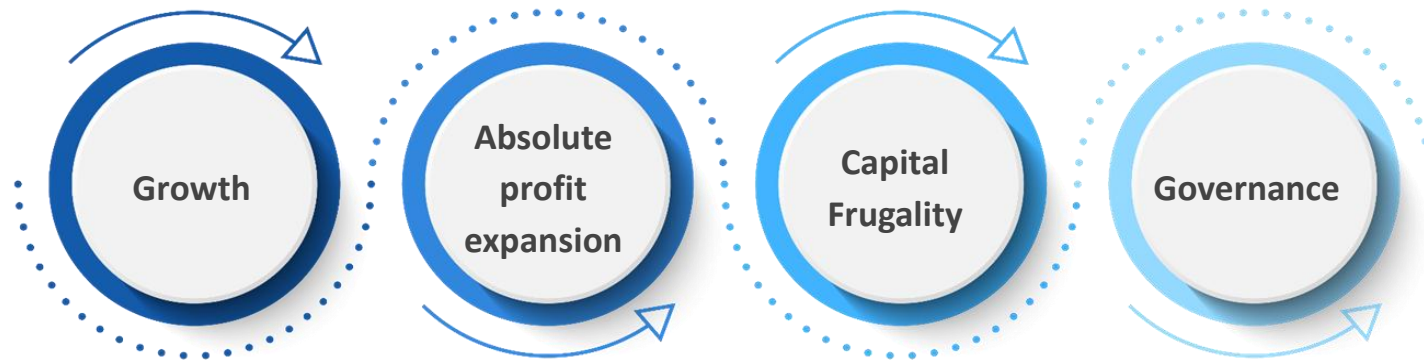
Key Value Drivers

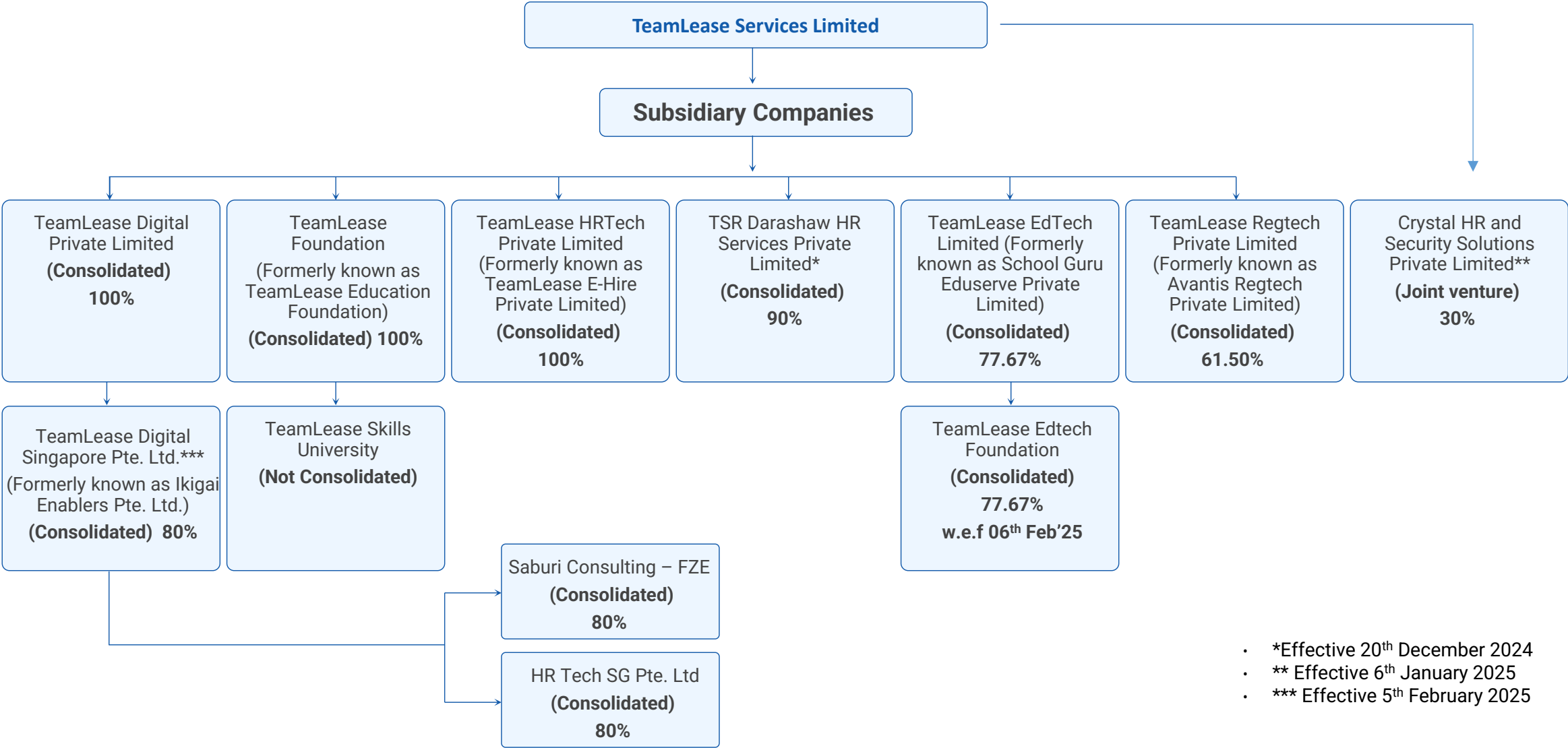


Our Business Focus Areas



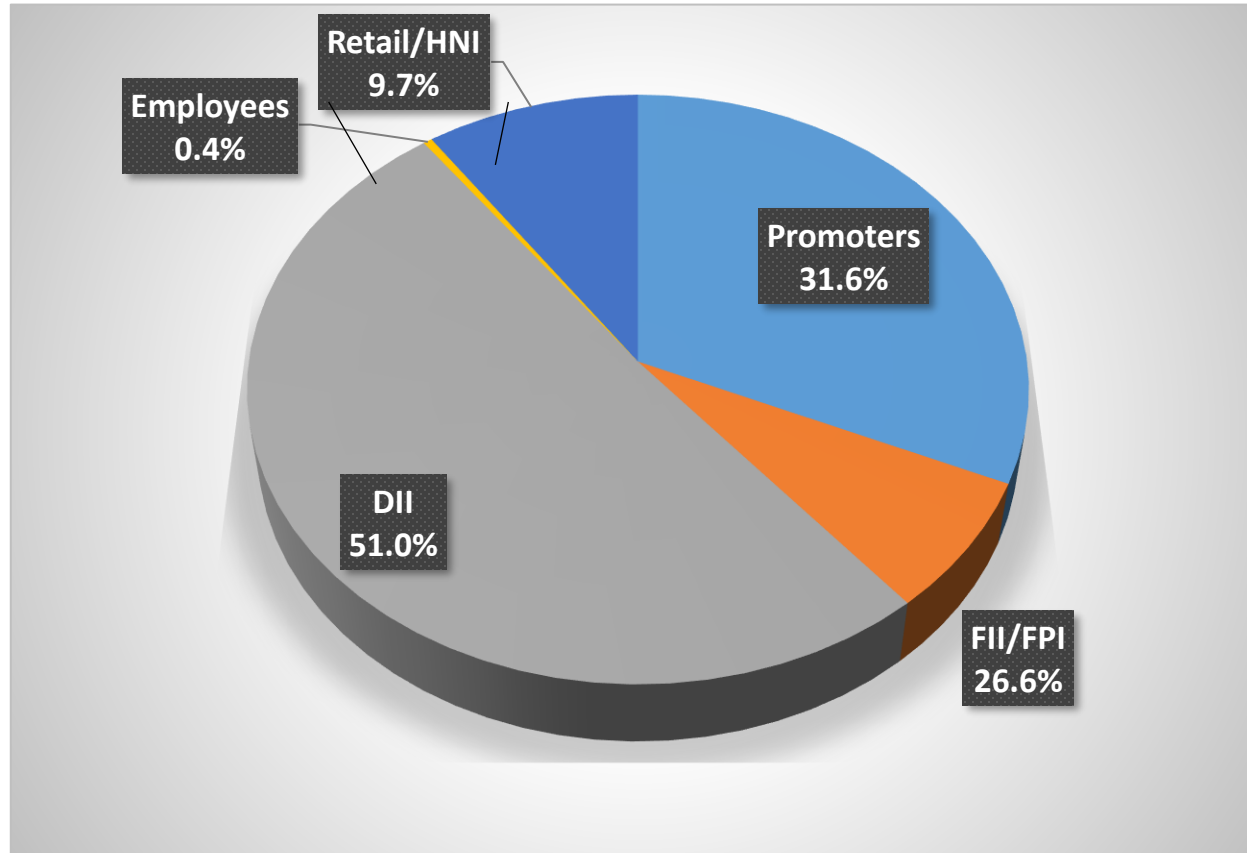
Our Strategy





- *Effective 20th December 2024
- ** Effective 6th January 2025
- *** Effective 5th February 2025

Shareholding Structure



Disclaimer

This presentation has been prepared by TeamLease Services Limited ("Company") solely for information purposes without any regard to any specific objectives, financial situations or informational needs of any particular person. This presentation may not be copied, distributed or disseminated, directly or indirectly, in any manner. Failure to comply with this directive may result in a violation of the applicable law in certain jurisdictions. By reviewing this presentation, you agree to be bound by the restrictions contained herein, and to maintain absolute confidentiality, regarding the information disclosed in these materials.

This presentation does not constitute or form part of and should not be construed as, directly or indirectly, any offer or invitation or inducement to sell or issue, or any solicitation of any offer to purchase or subscribe for, any securities of the Company by any person in any jurisdiction, including in India, nor shall it or any part of it or the fact of its distribution form the basis of, or be relied on in connection with, any investment decision or any contract or commitment therefor.

This presentation contains statements that constitute forward looking statements. These statements include descriptions regarding the intent, belief or current expectations of the Company or its directors and officers with respect to the results of operations and financial condition of the Company. These statements can be recognized by the use of words such as "expects", "plans", "will", "estimates", "projects", or other words of similar meaning. Such forward-looking statements are not guarantees of future performance and involve risks and uncertainties, and actual results may differ materially from those in such forward-looking statements as a result of various factors and assumptions which the Company believes to be reasonable in light of its operating experience in recent years. The risks and uncertainties relating to these statements include, but not limited to, risks and uncertainties, regarding fluctuations in earnings, our ability to manage growth, competition,, government policies, regulations, etc. The Company does not undertake any obligation to revise or update any forward-looking statement that may be made from time to time by or on behalf of the Company including to reflect actual results, changes in assumptions or changes in factors affecting these statements. Given these risks, uncertainties and other factors, viewers of this presentation are cautioned not to place undue reliance on these forward-looking statements

This presentation is not a complete description of the Company and may not be all inclusive and may not contain all of the information that you may consider material. The information contained in this presentation has not been independently verified. No representation, warranty, guarantee or undertaking, express or implied, is or will be made as to, and no reliance should be placed on, the accuracy, completeness, correctness or fairness of the information, estimates, projections and opinions contained in this presentation. Viewers of this presentation must make their own assessment of the relevance, accuracy and adequacy of the information contained in this presentation and must make such independent investigation as they may consider necessary or appropriate for such purpose. Such information and opinions are in all events not current after the date of this presentation. Further, past performance is not necessarily indicative of future results. Any opinions expressed in this presentation, or the contents of this presentation are subject to change without notice. This presentation should not be construed as legal, tax, accounting, investment or other advice.

Any person placing reliance on the information contained in this presentation or any other communication by the Company does so at his or her own risk and none of the Company nor any of its affiliates, advisers or representatives, any placement agent, promoters or any other persons that may participate in any offering of any securities of the Company shall have any responsibility or liability whatsoever, whether arising in tort, contract or otherwise, for any errors, omissions, insufficiencies or inaccuracies in such information or opinions or for any loss, cost or damage suffered or incurred howsoever arising, directly or indirectly, from any use of this presentation or its contents or otherwise in connection with this presentation.

This presentation has not been and will not be registered as a prospectus with any Registrar of Companies in India. This presentation is not a prospectus, a statement in lieu of a prospectus, an offering circular, an advertisement, a private placement offer letter or an offer document under the Companies Act, 2013 and the rules made thereunder, the Securities and Exchange Board of India (Issue of Capital and Disclosure Requirements) Regulations, 2009, as amended, or any other applicable law.



THANK YOU

BSE: 539658 | NSE: TEAMLEASE | ISIN: INE985S01024 | CIN: L74140KA2000PLC118395

<https://group.teamlease.com> | Thursday, July 31, 2025